



IDX

Indonesia Stock Exchange

member of **wfe** WORLD FEDERATION OF EXCHANGES



Collaborative Transformation to Enhance Sustainability

LAPORAN KEBERLANJUTAN 2022 SUSTAINABILITY REPORT

DAFTAR ISI

TABLE OF CONTENTS

iv	Penjelasan Tema Theme Explanation	01	Pengelolaan Lingkungan Environmental Management
1	Tentang Laporan Keberlanjutan About the Sustainability Report	38	Biaya Lingkungan Environmental Cost
6	Penjelasan Direksi Message from the Board of Directors	39	Green Office dan Pemakaian Material Ramah Lingkungan Green Office and Use of Friendly Environmental Material
11	Pernyataan Direksi tentang Tanggung Jawab atas Laporan Keberlanjutan 2022 Statement of Board of Directors regarding Responsibility for 2022 Sustainability Report	40	Pengelolaan Energi dan Pengendalian Emisi Energy Management and Emission Control
12	Ikhtisar Kinerja Keberlanjutan Sustainability Performance Highlights	44	Informasi Lain terkait Pengelolaan Lingkungan Other Information on Environmental Management
16	Tentang PT Bursa Efek Indonesia (BEI) About Indonesia Stock Exchange (IDX)	47	Dukungan pada Pelaporan TCFD Support to TCFD Reporting
23	Tata Kelola Keberlanjutan Sustainable Governance		



02 **Pengelolaan Sosial** Social Management

- 50 **Pelatihan dan Pendidikan**
Training and Education
- 52 **Keberagaman dan Kesetaraan Kesempatan**
Diversity and Equal Opportunity
- 55 **Literasi Keuangan**
Financial Literacy
- 58 **Informasi Lain terkait Pengelolaan Sosial**
Other Information Related to Social Management

03 **Pengelolaan Tata Kelola** Governance Management

- 64 **Inovasi dan Pengembangan Produk**
Product Innovation and Development
- 69 **Etika dalam Berbisnis**
Ethics in Business
- 73 **Keuangan Berkelanjutan**
Sustainable Finance
- 75 **Kinerja Ekonomi**
Economic Performance

- 80 **Referensi POJK No. 51/POJK.03/2017**
POJK No. 51/POJK.03/2017 References
- 83 **Indeks Isi Standar Global Reporting Initiative (GRI) 2021**
Global Reporting Initiative (GRI) Standards 2021
Content Index
- 87 **Lembar Umpan Balik**
Feedback Form



PENJELASAN TEMA

THEME EXPLANATION



Collaborative Transformation to Enhance Sustainability

Tema '*Collaborative Transformation to Enhance Sustainability*' menggambarkan komitmen, upaya, dan pencapaian PT Bursa Efek Indonesia (BEI) dalam menerapkan prinsip-prinsip keberlanjutan. Seiring dengan pulihnya kondisi perekonomian Indonesia pasca pandemi COVID-19, kami senantiasa melakukan kolaborasi dengan segenap pemangku kepentingan dan melakukan transformasi dalam mengelola lingkungan, sosial, maupun tata kelola (LST/ESG). Dengan demikian, kegiatan investasi di pasar modal yang dikelola BEI akan mendukung peningkatan keberlanjutan di masa depan melalui upaya bersama mencegah perubahan iklim dan pelestarian lingkungan, peningkatan kesejahteraan pekerja dan masyarakat, serta meningkatkan tata kelola perusahaan yang baik, transparan, dan bertanggung jawab.

The theme '*Collaborative Transformation to Enhance Sustainability*' illustrates the commitment, efforts and achievements of Indonesia Stock Exchange (IDX) in implementing sustainability principles. As the Indonesian economy continues to recover after the COVID-19 pandemic, we consistently collaborate with all stakeholders in making a transformation of environmental, social, and governance management (ESG). To this end, investment activities in the capital market managed by IDX will improve sustainability in the future through joint efforts to combat climate change and environmental preservation, enhance the welfare of employees and the community, and improve good, transparent and responsible corporate governance.

TENTANG LAPORAN KEBERLANJUTAN

ABOUT THE SUSTAINABILITY REPORT



Kami menerbitkan Laporan Keberlanjutan setiap tahunnya. Laporan sebelumnya diterbitkan pada Juni 2022. Laporan berisi informasi dan data kinerja keberlanjutan PT Bursa Efek Indonesia (BEI) periode 1 Januari-31 Desember 2022. Penyusunan Laporan Keberlanjutan mengacu pada Peraturan Otoritas Jasa Keuangan (POJK) No. 51/POJK.03/2017 tentang Penerapan Keuangan Berkelanjutan bagi Lembaga Jasa Keuangan, Emiten, dan Perusahaan Publik dan Surat Edaran Otoritas Jasa Keuangan (SEOJK) No. 16/SEOJK.04/2021, serta merujuk pada (*with reference to*) Standar Global Reporting Initiative (GRI) 2021. [2-3]

Khusus informasi keuangan disampaikan berdasarkan Laporan Keuangan konsolidasian Perseroan yang telah diaudit kantor akuntan publik. Cakupan informasi kinerja keberlanjutan meliputi BEI dan entitas anak. Uraian batasan dampak kinerja keberlanjutan terhadap pemangku kepentingan disampaikan dalam bahasan topik material di halaman 3 Laporan ini. [2-2]

We publish a Sustainability Report annually. The previous report was published in June 2022. The report contains information and data on the sustainability performance of Indonesian Stock Exchange (IDX) for the period of January 1 to December 31, 2022. The preparation of the Sustainability Report refers to the Financial Services Authority Regulation (POJK) No. 51/POJK.03/2017 regarding the Implementation of Sustainable Finance for Financial Institutions, Issuers, and Public Companies, as well as Financial Services Authority Circular Letter (SEOJK) No. 16/SEOJK.04/2021, and with reference to the 2021 Global Reporting Initiative (GRI) Standards. [2-3]

Specifically, financial information is submitted based on the Company's consolidated financial statements, which have been audited by public accounting firms. The coverage of sustainability performance information includes IDX and its subsidiaries. The description of the boundaries of the impact of sustainability performance on stakeholders is presented in the discussion of the material topic on page 3 of this report. [2-2]

Kontak Terkait Laporan [2-3]

Contact Related to Report

Yulianto Aji Sadono

Sekretaris Perusahaan | Corporate Secretary

Gedung Bursa Efek Indonesia, Tower I, 6th Floor

Jl. Jenderal Sudirman Kav. 52-53, Jakarta 12190

Telepon | Phone: (62-21) 515-0515

Faks | Fax: (62-21) 515-0330

Situs | Website: www.idx.co.id

Surel | Email: corsec@idx.co.id



Lembar Umpan Balik dan Tanggapan Perseroan [G.2][G.3]

Laporan menyediakan Lembar Umpan Balik, yang dapat digunakan pemangku kepentingan untuk menyampaikan pendapat, saran maupun kritik atas Laporan ini. Terkait Laporan Keberlanjutan PT Bursa Efek Indonesia Tahun 2021, kami belum mendapatkan umpan balik dari pemangku kepentingan, termasuk Otoritas Jasa Keuangan (OJK). Namun BEI telah melakukan beberapa upaya untuk perbaikan dan peningkatan kualitas pelaporan.

Pernyataan Kembali (Restatement) dan Verifikasi Pihak Independen [G.1]

Kami belum melakukan verifikasi pihak independen (*external assurance*) atas Laporan ini, namun seluruh informasi dan data dalam Laporan telah mendapatkan pengesahan Direksi sebagai badan tertinggi tata kelola keberlanjutan BEI. Kami melakukan pernyataan kembali atas beberapa informasi yang disampaikan dalam Laporan periode sebelumnya, termasuk informasi terkait dukungan pada Tujuan Pembangunan Berkelanjutan (TPB/SDGs) sesuai SDGs Compass dan Metadata Indikator TPB Kementerian Perencanaan Pembangunan Nasional. [2-4][2-5][2-14]

Topik Material dan Dukungan terhadap Tujuan Pembangunan Berkelanjutan (TPB)

Berdasarkan proses pertimbangan, kami menetapkan 7 topik material yang dinilai berdampak signifikan terhadap kinerja keberlanjutan BEI selama tahun 2022. Penetapan topik-topik material tersebut telah melalui tahapan sebagai berikut: [3-1]

1. Memahami konteks keberlanjutan BEI sebagai penyelenggara dan penyedia sistem dan/atau sarana untuk mempertemukan penjual dan pembeli efek dari pihak-pihak yang ingin memperdagangkan efek tersebut;
2. Melakukan identifikasi dan penilaian atas dampak aktual dan potensial dari kegiatan yang dijalankan BEI, dengan melibatkan pemangku kepentingan internal dan tim pakar independen dari Universitas Trisakti Jakarta sebagai perwakilan pemangku kepentingan eksternal; dan
3. Penetapan topik material berdasarkan skala prioritas atas dampak aktual dan potensial yang secara signifikan mempengaruhi kinerja keberlanjutan BEI selama periode pelaporan.

Feedback Sheet and Company Response [G.2][G.3]

The report provides a Feedback Form, which stakeholders can use to express their opinions, suggestions, and criticisms of this Report. Regarding the 2021 Sustainability Report of IDX, we have not yet received feedback from stakeholders and the Financial Services Authority (OJK). However, IDX has made several efforts to improve and enhance the quality of reporting.

Restatement and External Assurance Verification [G.1]

We have not yet conducted external assurance verification of this report. However, all information and data in the report have been approved by the Board of Directors as the highest body of IDX's sustainability governance. We made restatements on some of the information provided in the previous reporting period, including information related to support for the Sustainable Development Goals (SDGs) in accordance with the SDGs Compass and the Metadata Indicator of the SDGs of the Ministry of National Development Planning. [2-4][2-5][2-14]

Material Topics and Support for Sustainable Development Goals (SDGs)

Based on our deliberation process, we have identified 7 material topics that are deemed to have significant impact on IDX's sustainability performance throughout 2022. The determination of these material topics has gone through the following stages: [3-1]

1. Understanding the sustainability context of IDX as an organizer and provider of systems and/or facilities to bring together sellers and buyers of securities from parties who wish to trade those securities;
2. Identify and assess of the actual and potential impacts of IDX's activities, by involving internal stakeholders and a team of independent experts from Trisakti University Jakarta as representatives of external stakeholders; and
3. Determine material topics based on the priority of the actual and potential impacts that significantly affect IDX's sustainability performance during the reporting period.

Sesuai dengan topik material yang telah ditetapkan, kami memberikan dukungan terhadap upaya bersama mencapai TPB/SDGs. Ada enam Tujuan yang menjadi prioritas BEI, yakni:

In accordance with the material topics that have been determined, we provide support for the joint efforts to achieve SDGs. There are six Goals that are prioritized by IDX, which are:



Daftar Topik Material, Cakupan Dampak, dan Pengelolaan [3-2][3-3]

List of Material Topics, Coverage of Impact, and Management

Daftar Topik Material dan Bahasan List of Material Topics and Discussion	Pemangku Kepentingan Terdampak Affected Stakeholders	Pentingnya Topik Material dan Pengelolaannya Importance of Material Topics and their Management	
		Internal Internal	Eksternal External
Topik Material Pengelolaan Lingkungan Material Topics of Environmental Management			
Perubahan Iklim Climate change	Pengelolaan energi dan pengendalian emisi. Energy management and emission control.	✓	✓
			Mengapa Penting? Pemakaian energi untuk kegiatan operasional BEI secara tidak langsung berkontribusi pada pelepasan emisi gas rumah kaca (GRK). Bagaimana kami mengelola? Melalui inisiatif efisiensi energi. Why is it important? The use of energy for IDX's operational activities indirectly contributes to the release of greenhouse gas (GHG) emissions. How do we manage it? Through energy efficiency initiatives.
Topik Material Pengelolaan Sosial Material Topics of Social Management			
Pelatihan dan Pendidikan Training and Education	Peningkatan kompetensi dan keahlian karyawan. Improvement of competency and skill of employees.	✓	✗
			Mengapa penting? Kompetensi dan keahlian karyawan akan menunjang produktivitas karyawan. Bagaimana kami mengelola? Dengan penyelenggaraan pelatihan dan edukasi, baik secara internal maupun eksternal. Why is it important? Employee competencies and skills will support employee productivity. How do we manage it? Through the provision of training and education programs both internally and externally.
Keberagaman dan Kesetaraan Kesempatan Diversity and Equal Opportunity	Kesempatan yang setara kepada setiap individu untuk bekerja dan berkarier di BEI. Equal opportunities for every individual to work and pursue a career at IDX.	✓	✗
			Mengapa penting? Penghargaan terhadap perbedaan mendukung iklim kerja yang kondusif dan produktif. Bagaimana kami mengelola? Dengan meniadakan segala bentuk diskriminasi dalam bekerja dan terhadap pekerja. Why is it important? Appreciating the differences will support a conducive and productive work environment. How do we manage it? By eliminating all forms of discrimination in the workplace and towards the employees.
Literasi Keuangan Financial Literacy	Peningkatan literasi keuangan pasar modal. Improvement of financial literacy in the capital market.	✓	✓
			Mengapa penting? Tingkat literasi keuangan pasar modal di Indonesia masih rendah, sehingga harus ditingkatkan. Bagaimana kami mengelola? Melalui berbagai kegiatan sosialisasi kepada masyarakat agar tidak terjerumus pada investasi ilegal. Why is it important? The level of financial literacy in the Indonesian capital market is still low thus it needs to be improved. How do we manage it? Through various socialization activities to educate the public and prevent them from falling into illegal investments.

Daftar Topik Material dan Bahasan List of Material Topics and Discussion		Pemangku Kepentingan Terdampak Affected Stakeholders		Pentingnya Topik Material dan Pengelolaannya Importance of Material Topics and their Management
		Internal Internal	Eksternal External	
Topik Material Pengelolaan Tata Kelola Material Topics of Governance Management				
Inovasi dan Teknologi Innovation and Technology	Keamanan data dan keandalan sistem. Security and system reliability.	✓	✓	<p>Mengapa penting? Pemanfaatan teknologi diperlukan untuk meningkatkan layanan kepada para pemangku kepentingan.</p> <p>Bagaimana kami mengelola? Melakukan inovasi berkelanjutan dengan tetap menjaga keamanan data dan keandalan sistem.</p> <p>Why is it important? The utilization of technology is necessary to improve services to stakeholders.</p> <p>How do we manage it? Through continuous innovation while maintaining data security and system reliability.</p>
Etika Bisnis Business Ethics	Antikorupsi, antikejahatan keuangan, dan kepatuhan pada peraturan. Anti-corruption, anti-financial crime, and compliance with regulations.	✓	✓	<p>Mengapa penting? Pengelolaan bisnis yang berintegritas dan beretika akan meningkatkan kepercayaan pemangku kepentingan.</p> <p>Bagaimana kami mengelola? Menerapkan Kode Perilaku sebagai pedoman perilaku berbisnis, mendukung antikorupsi, antikejahatan keuangan, serta mengedepankan kepatuhan hukum.</p> <p>Why is it important? Manage the business with integrity and ethics will increase stakeholder trust.</p> <p>How do we manage it? By implementing the Code of Conduct as a guideline for business conduct, supporting anti-corruption and financial crime prevention, and prioritizing legal compliance.</p>
Keuangan Berkelanjutan Sustainable Finance	Rencana Aksi Keuangan Berkelanjutan (RAKB). Sustainable Finance Action Plan (RAKB).	✓	✓	<p>Mengapa penting? Menjadi pendorong investor untuk berinvestasi pada perusahaan yang bertanggung jawab atas dampak negatif bagi lingkungan dan sosial sekaligus menerapkan tata kelola yang baik.</p> <p>Bagaimana kami mengelola? Menerapkan prinsip keuangan berkelanjutan dan menyusun RAKB.</p> <p>Why is it important? Always encourage investors to invest in companies that are responsible for negative environmental and social impacts while implementing good governance.</p> <p>How do we manage it? By implementing sustainable finance principles and preparing Sustainable Finance Action Plan (RAKB).</p>



Dukungan pada Tujuan Pembangunan Berkelanjutan (TPB) 12

Support for Sustainable Development Goals (SDGs) 12

Komitmen BEI menyusun dan menerbitkan Laporan Keberlanjutan menjadi bentuk dukungan pada upaya bersama pencapaian TPB/SDGs, yakni Tujuan 12 sesuai SDGs *Compass* dan Metadata Indikator TPB Kementerian Perencanaan Pembangunan Nasional/Badan Perencanaan Pembangunan Nasional.

IDX's commitment to compiling and publishing a Sustainability Report is a form of support for the joint efforts to achieve the SDGs, specifically Goal 12 in accordance with the SDGs *Compass* and Metadata Indicators for SDGs by the Ministry of National Development Planning/National Development Planning Agency.



TPB SDGs	SDGs Compass	Metadata TPB Kementerian PPN/Bappenas SDGs Metadata of the Ministry of National Development Planning/Bappenas	Dukungan BEI IDX Support	
		Target	Pencapaian 2022 2022 Achievements	Target 2023 dan Strategi 2023 Target and Strategy
12 RESPONSIBLE CONSUMPTION AND PRODUCTION	<p>12.6 Encourage companies, especially large and trans-national companies, to adopt sustainable practices and to integrate sustainability information into their reporting cycle.</p>	<p>12.6 Mendorong perusahaan, terutama perusahaan besar dan transnasional, untuk mengadopsi praktik berkelanjutan dan mengintegrasikan informasi keberlanjutan ke dalam siklus pelaporan mereka.</p> <p>12.6 Encourage companies, especially large and trans-national companies, to adopt sustainable practices and to integrate sustainability information into their reporting cycle.</p> <p>Indikator: 12.6.1 Jumlah perusahaan yang mempublikasi laporan keberlanjutannya.</p> <p>Indicator: 12.6.1 Number of companies that publish their sustainability report.</p>	<p>BEI menerbitkan Laporan Keberlanjutan setiap tahun sejak tahun 2019, dan telah melaporkan kepada Otoritas Jasa Keuangan (OJK).</p> <p>IDX has been publishing a Sustainability Report annually since 2019, and has reported it to the Financial Services Authority (OJK).</p>	<p>Peningkatan kualitas dan keterbukaan informasi dalam pelaporan, melalui penyesuaian dengan standar global.</p> <p>Improvement of the quality and transparency of information in reporting, through adjustment to global standards.</p>

PENJELASAN DIREKSI [D.1][2-22]

MESSAGE FROM THE BOARD OF DIRECTORS

Para pemangku kepentingan yang terhormat,

Seperti sektor usaha yang lain, industri pasar modal dan PT Bursa Efek Indonesia (BEI) juga dihadapkan pada tuntutan untuk mendukung pengelolaan lingkungan, sosial, serta tata kelola (LST) dalam menjalankan operasi dan bisnisnya. Melalui pengelolaan LST, BEI diharapkan memberikan kontribusi berkelanjutan untuk menjadikan bumi lebih baik di masa depan.

Dear stakeholders,

Like other business sectors, the capital market industry and Indonesia Stock Exchange (IDX) are also faced with the demands to support environmental, social, and governance (ESG) management in carrying out their operations and business. Through ESG management, IDX is expected to provide a sustainable contribution to make the earth a better place in the future.



Risa E. Rustam

Direktur Keuangan dan
Sumber Daya Manusia

Director of Finance and
Human Resources



Kebijakan Merespons Tantangan Keberlanjutan

Kami merespons dinamika tersebut dengan menyusun Rencana Aksi Keuangan Berkelanjutan (RAKB), dan penerapan prinsip-prinsip LST. BEI telah melaksanakan inisiatif untuk merealisasikan serangkaian program keuangan berkelanjutan, dan bergabung ke dalam inisiatif *Sustainable Stock Exchange* PBB sejak tanggal 18 April 2019. Inisiatif ini sebagai upaya BEI untuk terus mewujudkan pasar modal inklusif dan berdaya saing secara global serta mampu menjadi motor penggerak dalam perwujudan sektor ekonomi Indonesia yang sehat, stabil dan tumbuh secara berkesinambungan.

Sesuai RAKB, kami menetapkan realisasi enam prioritas, yakni:

1. Pengembangan kapasitas internal dengan memastikan pembangunan kapasitas internal untuk mendukung penerapan keuangan berkelanjutan secara optimal;
2. Pengelolaan operasional Perseroan yang berkelanjutan, dengan menerapkan dan melakukan kontrol rencana kegiatan yang telah ditetapkan;
3. Peningkatan literasi dan inklusi keuangan yang berkelanjutan terhadap pemangku kepentingan, yang bertujuan meningkatkan kesadaran bersama dalam penerapan keuangan berkelanjutan;
4. Pengembangan produk dan layanan ke bursa yang berkelanjutan, sebagai bentuk komitmen mendorong investasi bertanggung jawab serta strategi dan praktik bisnis yang berkelanjutan;
5. Penyesuaian tata kelola sesuai dengan prinsip keuangan berkelanjutan untuk memastikan konsistensi penerapan keuangan berkelanjutan di BEI, serta memastikan evaluasi atas inisiatif berkelanjutan yang dijalankan; dan
6. Pelaksanaan tanggung jawab sosial dan lingkungan, yang diselenggarakan dengan tujuan pembangunan berkelanjutan.

Policies in Response to Sustainability Challenges

We respond to the dynamics of sustainability challenges by developing the Sustainable Finance Action Plan (RAKB) and implementing ESG principles. IDX has taken initiatives to implement a series of sustainable finance programs and joined the UN's Sustainable Stock Exchange initiative since April 18, 2019. This is IDX's effort to continuously realize an inclusive and globally competitive capital market and become a driving force in realizing a healthy, stable, and sustainable Indonesian economy.

In accordance with the Sustainable Finance Action Plan (RAKB), we have established the realization of six priorities, namely:

1. Developing internal capacity by ensuring the development of internal capacity to support optimal implementation of sustainable finance;
2. Managing the Company's operations in a sustainable manner, by implementing and controlling the established activity plans;
3. Enhancing sustainable financial literacy and inclusion for the stakeholders, in order to increase collective awareness in the implementation of sustainable finance;
4. Developing sustainable exchange products and services, as a form of commitment to encourage responsible investment as well as sustainable business strategies and practices;
5. Adjusting governance in accordance with sustainable finance principles to ensure consistency in the implementation of sustainable finance in IDX, and to ensure evaluation of sustainable initiatives that was being implemented; and
6. Implementing social and environmental responsibilities, which is aligned with the goals of sustainable development.

Penerapan dan Pencapaian Kinerja Keberlanjutan

Para pemangku kepentingan yang terhormat,

Realisasi prioritas pengembangan kapasitas internal antara lain dilakukan dengan melaksanakan kegiatan pembelajaran melalui edukasi, meliputi berbagai pelatihan, dengan jumlah seluruh jam kegiatan mencapai 25.394 jam dan peserta 1.206 orang. Selain itu, ada 10 kegiatan pembelajaran (*sharing session*) melalui pemaparan yang menghadirkan narasumber dari dalam maupun luar BEI.

Pengelolaan operasional dilaksanakan dengan menerapkan praktik-praktik kantor ramah lingkungan (*green office*). BEI juga mendorong efisiensi energi untuk mengurangi emisi gas rumah kaca (GRK), dengan hasil total konsumsi energi tahun 2022 mencapai 7.046,33 GigaJoule (GJ), turun 0,49% dari tahun 2021 yang mencapai sebesar 7.081,11 GJ. Selain itu, kami juga memberikan dukungan pada upaya konservasi untuk melindungi keanekaragaman hayati di Indonesia, melalui kegiatan penanaman 10.400 batang bibit pohon di 13 daerah yang tersebar di berbagai wilayah Indonesia.

Selama tahun 2022, kami mendorong berbagai program dalam upaya meningkatkan pelaksanaan literasi dan inklusi keuangan, khususnya yang terkait dengan pasar modal. Kegiatan yang dilakukan meliputi kegiatan literasi, kegiatan inklusi, kegiatan aktivasi, dan kegiatan pendalaman pasar modal. Secara keseluruhan, kegiatan yang dilaksanakan diikuti oleh 182.981 peserta, baik melalui tatap muka secara langsung maupun melalui daring (*online*).

Secara berkelanjutan, BEI terus mengembangkan produk dan meningkatkan pelayanan. Pada tahun 2022, Perseroan meluncurkan produk-produk baru, yang beberapa di antaranya ditujukan untuk mendukung perusahaan-perusahaan yang telah menerapkan LST. Selain itu, BEI juga mengalokasikan dana investasi infrastruktur pasar modal yang bersumber dari anggaran BEI sebesar Rp116,11 miliar, dan investasi dukungan layanan pasar modal mencapai Rp83,33 miliar.

Implementation and Achievement of Sustainability Performance

Dear stakeholders,

The realization of the priority to develop internal capacity is carried out by conducting learning activities through education, including various trainings, with a total of 25,394 hours of activities and 1,206 participants. In addition, there were 10 learning activities (*sharing sessions*) through presentations by inviting speakers from within and outside IDX.

Operational management is carried out by implementing environmentally friendly office (*green office*). IDX also encourages energy efficiency to reduce greenhouse gas emissions (GHG), with a total energy consumption in 2022 reaching 7,046.33 GigaJoules (GJ), a decrease of 0.49% from 2021 which reached 7,081.11 GJ. In addition, we also support conservation efforts to protect biodiversity in Indonesia, through the planting of 10,400 seedlings in 13 areas spread across various regions in Indonesia.

Throughout 2022, we have encouraged various programs to improve financial literacy and inclusion, especially related to the capital market. The activities carried out include literacy activities, inclusion activities, activation activities, and capital market deepening activities. Overall, the activities were attended by 182,981 participants, both in-person and online.

IDX continuously developing its products and improving its services. In 2022, the Company launched new products, some of which are intended to support companies that have implemented ESG (Environmental, Social, and Governance). In addition, IDX has allocated capital market infrastructure investment funds from its budget of Rp116.11 billion for the capital market and investment to support capital market amounting to Rp83.33 billion.

Para pemangku kepentingan yang terhormat,

Salah satu penyesuaian tata kelola yang dijalankan Perseroan dalam penerapan RAKB dan kinerja keberlanjutan adalah melakukan kerja sama dengan Carbon Disclosure Project (CDP). Kerja sama ini diharapkan akan menjadi awal mula dari realisasi BEI untuk menyusun dan menerbitkan pelaporan yang sejalan dengan Gugus Tugas Pengungkapan Keuangan terkait Perubahan Iklim/Task Force on Climate-related Financial Disclosures (TCFD).

BEI juga telah melaksanakan publikasi perhitungan ESG *Risk Rating* Perusahaan Tercatat melalui kerja sama dengan Sustainalytics. Sustainalytics melakukan penilaian risiko ESG menggunakan konsep dekomposisi risiko, di mana kami dihadapkan pada dua dimensi isu ESG, yaitu *exposure* dan *management*.

Komitmen penerapan tanggung jawab sosial dan lingkungan dijalankan BEI dengan mendistribusikan sebagian Nilai Ekonomi yang Diperoleh, untuk pembiayaan kegiatan tanggung jawab sosial yang mencapai Rp11,17 miliar. Sebagian dari jumlah tersebut kami alokasikan untuk mendukung pengelolaan lingkungan sebesar Rp2,86 miliar.

Strategi Pencapaian Target Kinerja Keberlanjutan dan Prospek Usaha

Para pemangku kepentingan yang terhormat,

Secara keseluruhan penerapan RAKB dan kinerja keberlanjutan dalam mengelola LST telah dapat mendukung pencapaian target-target dalam Rencana Kerja dan Anggaran Tahunan (RKAT). Hal ini tidak terlepas dari strategi Perseroan untuk melibatkan para pemangku kepentingan, dengan mempertimbangkan pemenuhan kebutuhan masing-masing.

Bersamaan dengan pulihnya ekonomi nasional dan global pasca pandemi COVID-19, BEI berkeyakinan pada masa mendatang akan lebih banyak perusahaan yang mencari pendanaan dari pasar modal. Dengan kata lain, prospek pasar modal di Indonesia dalam beberapa tahun yang akan datang tetap menjanjikan. Seiring berkembangnya pasar modal, BEI sebagai penyelenggara pasar modal memiliki andil dalam mengedepankan komitmen pada penerapan LST. Hal ini sejalan dengan kecenderungan berkembangnya pemikiran investor untuk menginvestasikan dana mereka pada perusahaan-perusahaan hijau/ramah lingkungan.

Dear stakeholders,

One of the corporate governance adjustments implemented by the Company in the application of RAKB and sustainable performance is through collaboration with the Carbon Disclosure Project (CDP). This collaboration is expected to be the starting point for IDX to prepare and publish reports that are in line with the Task Force on Climate-related Financial Disclosures (TCFD).

IDX has also implemented the publication of ESG Risk Ratings for listed companies in collaboration with Sustainalytics. Sustainalytics assesses ESG risks using the concept of risk decomposition, where we are faced with two dimensions of ESG issues, namely exposure and management.

IDX's commitment to implementing social and environmental responsibility is carried out by distributing a portion of the Economic Value Obtained to finance social responsibility activities, which amounted to Rp11.17 billion. Part of that amount was allocated to support environmental management of Rp2.86 billion.

Achievement Strategy of Sustainability Performance Targets and Business Prospects

Dear stakeholders,

Overall, the implementation of RAKB and sustainable performance in managing ESG has been able to support the achievement of targets in the Company's Annual Working Plan and Budget (RKAT). This is inseparable from the Company's strategy to involve stakeholders by considering the fulfillment of their respective needs.

Along with the recovery of the national and global economy after the COVID-19 pandemic, IDX is confident that in the future, more companies will seek funding from the capital market. In other words, the prospects of the capital market in Indonesia in the coming years remain promising. As the capital market develops, IDX as the capital market organizer has a role in prioritizing its commitment to implementing ESG. This is in line with the growing trend of investor thinking to invest their funds in green/environmentally friendly companies.

Untuk itu kami memberikan kesempatan kepada perusahaan-perusahaan yang telah menerapkan LST, guna mengoptimalkan upaya mendapatkan pendanaan. Di sisi lain, BEI memberikan kemudahan kepada investor untuk menanamkan modal mereka dalam perusahaan-perusahaan yang telah menerapkan LST. Kami terus mengembangkan produk dan layanan untuk perusahaan-perusahaan dan investor yang telah menerapkan LST.

Penutup

Akhir kata izinkan kami mengucapkan terima kasih kepada seluruh pemangku kepentingan, atas kerja sama yang terbangun dengan baik selama tahun 2022. Selanjutnya kami mengajak seluruh pemangku kepentingan untuk memperkuat kerja sama untuk mengoptimalkan pengelolaan LST di lingkungan BEI di masa mendatang.

Therefore, we provide opportunities for companies that have implemented ESG to optimize their efforts to obtain funding. On the other hand, IDX provides ease to investors to invest their capital in companies that have implemented ESG. We continue to develop products and services for companies and investors that have implemented ESG.

Appreciation

In conclusion, we would like to express our gratitude to all stakeholders for the good cooperation established throughout 2022. Furthermore, we invite all stakeholders to strengthen cooperation to optimize ESG management within IDX in the future.

Jakarta, Mei 2023
Jakarta, May 2023



Risa E. Rustam

Direktur Keuangan dan Sumber Daya Manusia
Director of Finance and Human Resources

PERNYATAAN DIREKSI TENTANG TANGGUNG JAWAB ATAS LAPORAN KEBERLANJUTAN 2022

STATEMENT OF BOARD OF DIRECTORS REGARDING RESPONSIBILITY FOR 2022
SUSTAINABILITY REPORT

Direksi menyatakan bertanggung jawab penuh atas kebenaran isi Laporan Keberlanjutan PT Bursa Efek Indonesia Tahun 2022, yang disusun sesuai dengan POJK No. 51/POJK.03/2017.

The Board of Directors declares that they are fully responsible for the correctness of the contents of the 2022 Indonesia Stock Exchange Sustainability Report, which was made in accordance with POJK No. 51/POJK.03/2017.

Jakarta, Mei 2023
Jakarta, May 2023



Iman Rachman
Direktur Utama
President Director



I Gede Nyoman Yetna
Direktur Penilaian Perusahaan
Director of Listing



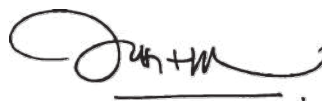
Irvan Susandy
Direktur Perdagangan
dan Pengaturan Anggota Bursa
Director of Trading and Regulation of
Exchange Members



Kristian Manullang
Direktur Pengawasan
Transaksi dan Kepatuhan
Director of Transaction Supervision
and Compliance



Sunandar
Direktur Teknologi Informasi
dan Manajemen Risiko
Director of Information Technology
and Risk Management



Jeffrey Hendrik
Direktur Pengembangan
Director of Development



Risa E. Rustam
Direktur Keuangan dan
Sumber Daya Manusia
Director of Finance and
Human Resources

IKHTISAR KINERJA KEBERLANJUTAN

SUSTAINABILITY PERFORMANCE HIGHLIGHTS

Pengelolaan Lingkungan [B.2]

Environmental Protection [B.2]

Konsumsi Energi

Energy Consumption

Sumber Energi Source of Energy	Satuan Unit	2022	2021	2020	2022:2021 Δ
Bahan Bakar Minyak Gasoline	Liter	22.496,01	13.885,36	12.577,29	(8.610,65)
	GigaJoule (GJ)	742,37	458,22	415,05	(284,15)
Listrik Electricity	kWh	1.751.099,40	1.839.691,10	1.837.366,80	88.591,70
	GigaJoule (GJ)	6.303,96	6.622,89	6.614,52	318,93
Jumlah Total	GigaJoule (GJ)	7.046,33	7.081,11	7.029,57	34,78

*Perhitungan energi hanya mencakup kantor pusat.

*The energy calculation only covers the head office.

Volume dan Reduksi Emisi GRK

GHG Emission Volume and Reduction

Sumber Emisi Emission Source	Satuan Unit	2022	2021*	2020*	2022:2021 Δ
Cakupan 1 (BBM) Scope 1 (Gasoline)		52.766,50	36.101,94	32.700,95	(16.664,56)
Cakupan 2 (Listrik) Scope 2 (Electricity)	kg CO ₂ eq	1.523.456,48	1.718.271,49	1.716.100,59	194.815,01
Cakupan 3 (Perjalanan Dinas) Scope 3 (Business Trip)		181.361,07	215,40	-	(181.145,67)
Jumlah Total		1.757.584,05	1.754.588,83	1.748.801,54	(2.995,22)

*Penyajian kembali informasi | Restatement [2-4]

Volume dan Reduksi Timbulan Limbah

Volume and Reduction of Waste Generation

Timbulan Limbah Waste Generation	Satuan Unit	2022	2021	2020	2022:2021 Δ
Jumlah Limbah B3 Total Hazardous Waste	kg	460	_*	_*	_*
Limbah Non-B3 Non-hazardous Waste					
Organik (Basah) Organic (Wet)	kg	58.260	20.220	5.620	(38.040)
Anorganik (Kertas + Plastik) Inorganic (Paper + Plastic)		15.120	10.520	17.460	(4.600)
Jumlah Limbah Non-B3 Total Non-hazardous Waste	kg	73.380	30.740	23.080	(42.640)
Jumlah Efluen Total Effluent	m³	938	582	980	(356)

*Perseroan belum melakukan perhitungan limbah B3 pada tahun 2020 dan 2021.

*The Company has not yet calculated hazardous waste in 2020 and 2021.





Penanaman **10.400** batang pohon di **13** lokasi.

Planting of 10,400 trees in 13 locations.

Pengelolaan Sosial [B.3]

Social Management [B.3]

Deskripsi Description	Satuan Unit	2022	2021	2020
Keselamatan dan Kesehatan Kerja Occupational Health and Safety				
Kecelakaan Kerja Occupational Diseases	Kasus Cases	0	0	0
Survei Kepuasan Konsumen Consumer Satisfaction Survey				
Indeks Kepuasan Konsumen Consumer Satisfaction Index	Skor Score	84,91	84,03	82,37
Jumlah Keluhan Number of Complaints		94	26	79
Realisasi Penyaluran Dana CSR Masyarakat Realization of Community CSR Fund Distribution				
Anggaran BEI IDX Budget		1.176	1.620	592
Matching Donation	Rp Juta Million Rupiah	-	-	450
HUT Pasar Modal (Dari fee transaksi dan donator) Capital Market Anniversary (From transaction fees and donors)		9.989	30.398	-
Mitra Penyaluran Dana Funding Partners		37	35	21
Pelibatan Pemasok Lokal Local Supplier Engagement				
Jumlah Pemasok Lokal Total of Local Suppliers	Pemasok Supplier	74	66	144
	%	98,66	97,06	97,96

Tata Kelola Keberlanjutan dan Kinerja Ekonomi [B.1]

Governance of Sustainability and Economic Performance [B.1]

Kinerja Tata Kelola Governance Performance	Satuan Unit	2022	2021	2020
Pelaporan melalui WBS Reporting through WBS	Laporan Report	48	25	.*

*Pelaporan melalui WBS masih dalam proses pengembangan pada tahun 2020, sehingga belum adanya pelaporan melalui WBS.
*Reporting through the WBS is still in the process of being developed in 2020, so there is no reporting through the WBS yet.

Perdagangan Saham Trading Transaction	Satuan Unit	2022	2021	2020
Volume	Miliar Saham Billion Shares	5.885,86	5.096,45	2.752,47
Nilai Value	Rp Triliun Trillion Rupiah	3.617,90	3.302,93	2.228,80
Jumlah Transaksi Total Transaction	Ribuan Kali Thousand Times	321.332,60	319.821,16	163.937,98

Perdagangan Obligasi Bond Trading	Satuan Unit	2022	2021	2020
Surat Utang Negara Government Securities	Rp Miliar Billion Rupiah	12.203.318,40	13.794.702,27	10.624.628,43
	Juta USD Million USD	-	-	0,004
Obligasi Korporasi Corporate Bonds	Rp Miliar Billion Rupiah	488.978,95	342.987,08	377.544,30
	Juta USD Million USD	0,068	0,269	0,036
Efek Beragun Aset Asset-Backed Securities	Rp Miliar Billion Rupiah	274,11	110,24	158,17

Produk Investasi Ramah Lingkungan Environmentally Friendly Investment Products	Satuan Unit	2022	2021	2020
Produk Ramah Lingkungan Environmentally Friendly Products	Indeks Index	5	4	2
Produk Mengacu Indeks ESG BEI Products under IDX ESG Index	Produk (ETF & Reksadana) Products (ETFs and Mutual Funds)	9	10	10
Nilai Aktiva Bersih Produk Investasi Mengacu Indeks ESG BEI Product Net Asset Value under IDX ESG Index	Rp	3.775.057.191.204	1.680.423.820.305	2.278.839.525.723

Kinerja Keuangan Financial Performance	Satuan Unit	2022	2021	2020
Aset Asset		10.875.245	9.450.059	8.838.553
Liabilitas Liabilities		3.941.935	3.453.510	3.728.697
Ekuitas Equity		6.933.311	5.996.548	5.109.856
Pendapatan Revenue	Rp Juta Million Rupiah	2.909.162	2.632.174	1.923.502
Laba Sebelum Pajak Penghasilan Profit Before Income Tax Expenses		1.193.640	1.084.087	608.400
Laba Bersih Tahun Berjalan Profit for the Year		968.739	881.415	487.410
Jumlah Penghasilan Komprehensif Tahun Berjalan Total Comprehensive Income for the Year		935.230	886.827	534.262

TENTANG PT BURSA EFEK INDONESIA (BEI)

ABOUT INDONESIA STOCK EXCHANGE (IDX)

VISI [C.1]

VISION



Menjadi Bursa yang kompetitif dengan kredibilitas tingkat dunia.

To Become an Acknowledged and Credible World-Class Exchange.

MISI [C.1]

MISSION



Menciptakan infrastruktur pasar keuangan yang terpercaya dan kredibel untuk mewujudkan pasar yang wajar, teratur, dan efisien, serta dapat diakses oleh semua pemangku kepentingan melalui produk dan layanan yang inovatif.

Creating a trusted and credible financial market infrastructure to deliver fair, orderly and efficient market, accessible to all stakeholders through innovative products and services.

Pernyataan Tujuan IDX 2025



IDX 2025 GOAL
STATEMENT

Menjadi Bursa kredibel yang menggerakkan pendalaman keuangan dan memberdayakan Indonesia menjadi ekonomi terbesar ke-5 pada tahun 2045.

To become a credible Exchange that drives financial deepening, enabling Indonesia to become the 5th largest economy by 2045.

Nilai-nilai Perusahaan

CORPORATE VALUES



Teamwork

Senantiasa bekerja sama secara sinergis untuk mencapai tujuan bersama.

Always work together in synergy to achieve common goals.



Integrity

Konsistensi antara pikiran, ucapan, dan tindakan dengan selalu menjunjung tinggi kejujuran, transportasi dan independensi sesuai dengan nilai-nilai perusahaan dan norma yang berlaku.

Consistency between thoughts, words, and actions by always upholding honesty, transportation and independence in accordance with company values and applicable norms.



Professionalism

Menunjukkan sikap, *appearance*, dan kompetensi dengan penuh tanggung jawab untuk memberikan hasil terbaik.

Demonstrate attitude, appearance, and competence with full responsibility to provide the best results.



Service Excellence

Senantiasa memberikan layanan terbaik bagi *stakeholders*.

Always provide the best services to stakeholders.

Profil Perusahaan ^[2-1]

COMPANY PROFILE

Nama Perusahaan dan Alamat Kantor Pusat ^[C.2]

Company Name and Head Office Address

Status Badan Hukum dan Kepemilikan Saham ^[C.3]

Legal Basis of Appointment

Dasar Hukum Pendirian

Legal Basis of Appointment



Nama Perusahaan

Company Name

PT Bursa Efek Indonesia (BEI)
Indonesia Stock Exchange (IDX)



Status Badan Hukum

Legal Entity Status

Perseroan Terbatas,
Perusahaan Publik
Listed Company,
Public Company

Berdasar Akta No. 27 tanggal 4 Desember 1991, dibuat oleh Notaris Ny. Poerbaningsih Adi Warsito, S.H., yang diubah dengan Akta No. 6 tanggal 14 November 2007, dibuat oleh Notaris Dr. A. Partomuan Pohan, S.H., LL.M. dan terakhir kali diubah dengan Akta No. 55 tanggal 28 Juli 2021, dibuat oleh Notaris Ashoya Ratam, S.H., M.Kn.



Alamat Kantor Pusat

Head Office Address

PT Bursa Efek Indonesia (BEI)
Gedung Bursa Efek Indonesia,
Tower I, Lt. 6
Jl. Jenderal Sudirman Kav. 52-53,
Jakarta 12190



Kepemilikan Saham

Share Ownership


103 Jumlah Pemegang Saham

Total Shareholder

Deed No. 27 dated December 4, 1991, made by Notary Mrs. Poerbaningsih Adi Warsito, S.H., as amended by Deed No. 6 dated November 14, 2007, made by Notary Dr. A. Partomuan Pohan, S.H., LL.M. and was last amended by Deed No. 55 dated July 28, 2021, made by Notary Ashoya Ratam, S.H., M.Kn.

Pada periode pelaporan, terjadi perubahan Perseroan secara signifikan, yaitu terdapat penutupan 13 galeri investasi. Meskipun terjadi penutupan, Perseroan juga melakukan penambahan 152 galeri investasi yang tersebar di seluruh Indonesia. Selain itu, berdasarkan keputusan Rapat Umum Pemegang Saham (RUPS) Tahunan 2022, Pemegang Saham telah mengangkat tujuh Direksi Perseroan yang baru. ^[C.6]

During the reporting period, there was a significant change in the Company, namely the closure of 13 investment galleries. Despite the closure, the Company also added 152 investment galleries across Indonesia. In addition, based on the decision of the 2022 Annual General Meeting of Shareholders (GMS), Shareholders have appointed seven new Directors of the Company. ^[C.6]



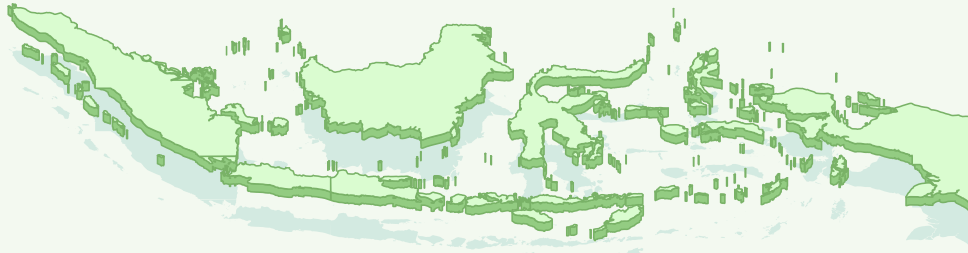
Wilayah Operasional [C.3]

Operational Area

Negara tempat beroperasi BEI:

Country where IDX Operates:

Republik Indonesia | Republic of Indonesia



Jangkauan layanan mencakup:

Services include:

Kantor Pusat di Jakarta, serta 30 Kantor Perwakilan dan 767 Galeri Investasi di seluruh Indonesia. BEI juga memiliki 10 entitas anak yang seluruhnya berkedudukan di DKI Jakarta.

Head Office in Jakarta, as well as 30 Representative Offices and 767 Investment Galleries throughout Indonesia. IDX also has 10 subsidiaries which are all domiciled in DKI Jakarta.

Jumlah Unit Operasional BEI

Total IDX Operational Units

Unit Operasional Operational Unit	2022	2021	2020
Kantor Pusat Head Office	1	1	1
Kantor Perwakilan Representative Office	30	30	30
Galeri Investasi Investment Gallery	767	629	505
Entitas Anak Subsidiary	10	10	10

Skala Usaha [C.3]

Business Scale

Keterangan Description	Satuan Unit	2022	2021	2020
Jumlah Pekerja Total Employee				
Karyawan BEI IDX Employees	Orang People	585	586	572
Pendapatan Usaha Business Revenue				
Total Pendapatan Total Revenue	Rp Juta Million Rp	2.909.162	2.632.174	1.923.500
Total Pendapatan Bersih Total Net Revenue		968.739	881.415	487.410

Keterangan Description	Satuan Unit	2022	2021	2020
Total Kapitalisasi [C.3] Total Capitalization				
Liabilitas Liabilities		3.942	3.454	3.729
Ekuitas Equity	Rp Miliar Billion Rp	6.933	5.997	5.110
Total Aset Total Assets		10.875	9.450	8.839
Jumlah Produk dan Layanan Total Products and Services				
Layanan Services	Jenis Type	3	3	3
Produk Products		8	8	8

Kegiatan Usaha, Rantai Pasok, dan Hubungan Bisnis Lain yang Relevan [C.4][2-6]

Sesuai Pasal 3 Anggaran Dasar Perusahaan, maksud dan tujuan serta kegiatan usaha pendirian Perseroan adalah:

1. Menunjang kebijakan Pemerintah dalam pengembangan pasar modal sebagai alternatif sumber pembiayaan untuk mendukung dunia usaha dalam rangka pembangunan nasional;
2. Memberikan kesempatan yang lebih luas kepada masyarakat untuk ikut memiliki berbagai macam efek serta memberikan kesempatan yang lebih luas bagi dunia usaha untuk menarik dana dengan cara menawarkan efek yang dikeluarkannya kepada masyarakat melalui pasar modal; dan
3. Menyelenggarakan perdagangan efek yang teratur, wajar, dan efisien.

Produk dan Jasa [C.4]

Layanan Utama Main Services	Produk Products	Lainnya Others
1. Layanan Pencatatan 2. Layanan Perdagangan Efek 3. Layanan Keanggotaan 1. Listing Service 2. Securities Trading Service 3. Membership Service	1. Efek Bersifat Ekuitas 2. Efek Bersifat Utang dan Sukuk 3. Reksa Dana dan Exchange Traded Fund (ETF) 4. Dana Investasi Real Estate (DIRE) 5. Dana Infrastruktur (DINFRA) 6. Produk Derivatif 7. Indeks Saham 8. Layanan Data BEI 1. Equity Listing 2. Bonds and Corporate Sukuk 3. Mutual Funds and Exchange Traded Fund (ETF) 4. Real Estate Investment Trust (REIT) 5. Infrastructure Fund (DINFRA) 6. Derivative Product 7. Stock Index 8. IDX Data Service	BEI juga berperan sebagai Penyelenggara Pasar Alternatif (PPA) dengan menyelenggarakan perdagangan organized Over the Counter (OTC) untuk perdagangan efek bersifat utang dan/ atau Sukuk. IDX also acts as an Alternative Market Operator (PPA) by organizing Over the Counter (OTC) organized trading for trading in debt securities and/or Sukuk.

Business Activities, Supply Chain and Other Relevant Business Relationships [C.4][2-6]

In accordance with Article 3 of the Company's Articles of Association, the aims and objectives and business activities of establishing the Company are:

1. Support the Government's policy in developing the capital market as an alternative source of financing to support the businesses in the context of national development;
2. Provide wider opportunities for the public to participate in various types of securities and provide wider opportunities for the businesses to attract funds by offering the securities they issue to the public through the capital market; and
3. Carry out securities trading in an orderly, fair and efficient manner.

Products and Services [C.4]

Informasi Mengenai Karyawan [C.3]

Informasi mengenai karyawan diperoleh dari Divisi SDM. Pada tahun 2022, jumlah karyawan BEI mencapai 585 orang, terdiri dari 330 pria (56%) dan 225 wanita (44%), berkurang 1 orang dari tahun 2021 yang sebesar 586 orang. Tidak ada karyawan yang merupakan pekerja borongan dan seluruh karyawan bekerja penuh waktu. Di tempat kami, terdapat pekerja lain yang bukan karyawan BEI, yakni 136 orang pekerja magang. Selain itu, 45 karyawan kontrak merupakan pekerja alih daya berdasarkan kontrak kerja dengan vendor. [2-7][2-8]

Information on Employee [C.3]

Information on employees is obtained from the HR Division. In 2022, the number of IDX employees was 585 people, consisting of 330 male (56%) and 225 female (44%), compared to the previous year at 586 people. There are no employees who are piecework workers and all employees work full time. IDX also employs 136 apprentices. In addition, 45 contract employees are outsourced workers based on work contracts with vendors. [2-7][2-8]

Jumlah Karyawan BEI Berdasarkan Status Kepegawaian dan Gender [2-7]

Total IDX Employees Based on Employment Status and Gender

Status Kepegawaian Employment Status	2022			2021			2020		
	Pria Male	Wanita Female	Jumlah Total	Pria Male	Wanita Female	Jumlah Total	Pria Male	Wanita Female	Jumlah Total
Karyawan Tetap Permanent Employees	305	235	540	314	224	538	320	213	533
Karyawan Kontrak Contract Employees	25	20	45	26	22	48	13	26	39
Jumlah Total	330	255	585	340	246	586	333	239	572

Jumlah Karyawan BEI Berdasarkan Wilayah Penempatan dan Status Kepegawaian [2-7]

Total IDX Employees Based on Placement Area and Employment Status

Status Kepegawaian Employment Status	2022			2021			2020		
	Kantor Pusat Head Office	Kantor Perwakilan Representative Office	Jumlah Total	Kantor Pusat Head Office	Kantor Perwakilan Representative Office	Jumlah Total	Kantor Pusat Head Office	Kantor Perwakilan Representative Office	Jumlah Total
Karyawan Tetap Permanent Employees	457	83	540	462	76	538	463	70	533
Karyawan Kontrak Contract Employees	36	9	45	35	13	48	22	17	39
Jumlah Total	493	92	585	497	89	586	485	87	572

Jumlah Karyawan Berdasarkan Gender dan Tingkat Jabatan [2-7]

Total Employees Based on Gender and Position Level

Tingkat Jabatan Position Level	2022			2021			2020		
	Pria Male	Wanita Female	Jumlah Total	Pria Male	Wanita Female	Jumlah Total	Pria Male	Wanita Female	Jumlah Total
Kepala Divisi Head of Division	18	8	26	18	8	26	18	8	26
Advisor	5	1	6	3	2	5	3	2	5
Kepala Unit Head of Unit	50	29	79	51	30	81	50	29	79

Tingkat Jabatan Position Level	2022			2021			2020		
	Pria Male	Wanita Female	Jumlah Total	Pria Male	Wanita Female	Jumlah Total	Pria Male	Wanita Female	Jumlah Total
Expert dan Spesialis dan Kepala Kantor Perwakilan Expert and Specialist of Representative Office	42	37	4	47	25	72	44	24	68
Staf Staff	192	198	390	209	181	381	192	174	366
Non Staf Non-Staff	0	5	5	21	0	21	26	2	28
Jumlah Total	307	278	585	340	246	586	333	239	572

Jumlah Karyawan Berdasarkan Kelompok Usia dan Gender [2-7]

Total Employees Based on Age Group and Gender

Kelompok Usia (Tahun) Age Group (Years Old)	2022			2021			2020		
	Pria Male	Wanita Female	Jumlah Total	Pria Male	Wanita Female	Jumlah Total	Pria Male	Wanita Female	Jumlah Total
>40	74	52	126	88	51	139	96	48	144
30-40	164	100	264	160	102	262	146	93	239
<30	92	103	195	92	93	185	91	98	189
Jumlah Total	330	255	585	340	246	586	333	239	572

Jumlah Karyawan Berdasarkan Tingkat Pendidikan dan Gender [2-7]

Total Employees Based on Educational Level and Gender

Tingkat Pendidikan Educational Level	2022			2021			2020		
	Pria Male	Wanita Female	Jumlah Total	Pria Male	Wanita Female	Jumlah Total	Pria Male	Wanita Female	Jumlah Total
S2 dan S3 Master and Doctoral	109	54	163	112	57	169	101	52	153
S1 Bachelor	203	174	377	191	163	354	192	160	352
Diploma (D4/D3)	6	25	31	8	26	34	7	23	30
SLTA Senior High School	12	2	14	27	2	29	33	4	37
Jumlah Total	330	255	585	338	248	586	333	239	572

Seluruh karyawan BEI adalah warga negara Indonesia (WNI). Sebagian karyawan di Kantor Perwakilan di daerah-daerah merupakan penduduk lokal yang berasal dari wilayah setempat. Beberapa dari mereka menduduki jabatan di level manajemen sebagai Kepala Kantor Perwakilan. [202-2]

All IDX employees are Indonesian citizens (WNI). Some of the employees work at Representative Offices in the regions and are local residents who come from the local area. Some of them hold positions at management level as Head of Representative Office. [202-2]

Keanggotaan Asosiasi [C.5][2-28]

Association Membership [C.5][2-28]

Nama Asosiasi Name of Association	Status Status
Skala Internasional International Scale	
The International Organization of Securities Commissions (IOSCO)	Anggota Member
World Federation of Exchange (WFE)	Anggota Member
Asian & Oceanian Stock Exchange Federation (AOSEF)	Anggota Member
International Capital Market Association (ICMA)	Anggota Member
Organization of Islamic Corporation – Exchange	Anggota Member
XBRL International (XII) Direct Member	Anggota Member
ASEAN Exchanges	Anggota Member
United Nations Global Compact (UNGC)	Partisipan Participant
Climate Bond Initiatives (CBI)	Mitra Partner
United Nation's Sustainable Stock Exchanges (SSE)	Mitra Partner
Skala Nasional National Scale	
Indonesian Business Coalition for Woman Empowerment (IBCWE)	Anggota Kehormatan Honorable Member

Sertifikasi

Certification

Nama Sertifikasi Certification	Penerbit Issuer	Masa Berlaku Validity Period
Quality Management System ISO 9001:2015	SGS Indonesia	19 Desember 2023 December 19, 2023
Information Security Management System ISO/IEC 27001:2013	BSI Group	11 Mei 2024 May 11, 2024
Business Continuity Management System – ISO 22301:2019	BSI Group	10 April 2024 April 10, 2024
Anti-Bribery Management System – ISO 37001:2016	BSI Group	28 Desember 2024 December 28, 2024

TATA KELOLA KEBERLANJUTAN

SUSTAINABLE GOVERNANCE

Strategi Kinerja Keberlanjutan [A.1][2-22]

Peranan BEI di ekosistem pasar modal Indonesia sebagai penyelenggara perdagangan efek yang teratur, wajar, dan efisien, serta memiliki *exposure* sangat luas kepada pemangku kepentingan pasar modal Indonesia. Untuk mengoptimalkan peran tersebut, BEI telah merumuskan rencana kerja strategis yang berisi inisiatif strategis mengacu pada Rencana Strategis Jangka Panjang Perusahaan (RSJPP) BEI 2021-2025, dan sasaran strategis yang terbagi dalam empat pilar pengembangan BEI. Dalam pelaksanaannya, BEI menetapkan serangkaian inisiatif dan prioritas program keberlanjutan yang tercantum dalam Rencana Aksi Keuangan Berkelanjutan (RAKB) BEI 2022, yang disusun sesuai Peraturan Otoritas Jasa Keuangan No. 51/POJK.03/2017 tentang Penerapan Keuangan Berkelanjutan bagi Lembaga Jasa Keuangan, Emiten, dan Perusahaan Publik.

Seluruh rangkaian inisiatif memberikan gambaran peran BEI sebagai agen pembangunan dan memiliki kaitan erat dengan upaya BEI mewujudkan pembangunan ekonomi dan keuangan berkelanjutan, sesuai dengan prinsip-prinsip LST/ESG yang diakui di tingkat dunia. BEI menetapkan enam fokus utama yang menjadi prioritas dalam mencapai tujuan program keuangan berkelanjutan.

Sustainable Performance Strategy [A.1][2-22]

The role of IDX in the Indonesian capital market ecosystem is as a regular, fair and efficient provider of securities trading, as well as having very wide exposure to Indonesian capital market stakeholders. To optimize this role, IDX has formulated a strategic work plan, which contains strategic initiatives referring to IDX's 2021-2025 Corporate Long-Term Strategic Plan (RSJPP), and strategic objectives, which are divided into four IDX development pillars. In practice, IDX establishes a series of initiatives and priorities sustainability programs listed in the 2022 IDX Sustainable Finance Action Plan (RAKB), which were prepared in accordance with Financial Services Authority Regulation No. 51/POJK.03/2017 concerning the Implementation of Sustainable Finance for Financial Services Institutions, Issuers and Public Companies.

All series of initiatives illustrate the role of IDX as a development agent and are closely related to IDX's efforts to realize sustainable economic and financial development, in accordance with the principles of ESG/ESG, which are internationally recognized. IDX sets six main focuses, which become priorities in achieving the objectives of the sustainable finance program.

Fokus Utama Tujuan Program Keuangan Berkelanjutan BEI The Main Focus of IDX's Sustainable Finance Program Objectives



01

Pengembangan kapasitas internal Internal capacity development

BEI perlu memastikan pembangunan kapasitas internal untuk mendukung penerapan keuangan berkelanjutan tersebut secara optimal. Pengembangan kapasitas internal secara terus-menerus dan berkesinambungan diperlukan untuk memastikan seluruh karyawan BEI memiliki pemahaman dan melaksanakan prinsip-prinsip keuangan berkelanjutan dalam interaksinya dengan berbagai pemangku kepentingan pasar modal tersebut.

IDX needs to ensure internal capacity building to support the optimal implementation of sustainable finance. Continuous and sustainable internal capacity development is required to ensure that all IDX employees understand and implement the sustainable finance principles in their interactions with various capital market stakeholders.

02

Pengelolaan operasional perusahaan yang berkelanjutan Sustainable corporate operational management

Sustainable corporate operational management

Pengelolaan operasional yang berkelanjutan memberikan dampak secara langsung terhadap keuangan berkelanjutan, sehingga menjadi prioritas BEI dalam menerapkan dan melakukan kontrol rencana kegiatan yang telah ditetapkan.

Sustainable operational management has a direct impact on sustainable finance. It is IDX's priority to implement and control predetermined activity plans.

03

Peningkatan literasi dan inklusi keuangan yang berkelanjutan terhadap pemangku kepentingan Improving financial literacy and sustainable inclusion of stakeholders

Improving financial literacy and sustainable inclusion of stakeholders

Program ini mendukung pencapaian tujuan Perseroan melalui peningkatan kesadaran bersama dalam penerapan keuangan berkelanjutan dan sekaligus pemenuhan Prinsip Inklusif yang ada dalam POJK No. 51/POJK.03/2017.

This program supports the achievement of the Company's goals through increasing mutual awareness in implementing sustainable finance and at the same time fulfilling the Inclusive Principles contained in POJK No. 51/POJK.03/2017.

Fokus Utama Tujuan Program Keuangan Berkelanjutan BEI The Main Focus of IDX's Sustainable Finance Program Objectives



04

Pengembangan produk dan layanan ke bursa yang berkelanjutan

Development of sustainable exchange products and services

Program ini menjadi komitmen BEI sebagai penyedia penyelenggara perdagangan efek dan produk yang diperdagangkan di Bursa, sehingga Perseroan terus mengembangkan produk dan/atau jasa yang mendukung keuangan berkelanjutan serta pemenuhan prinsip "Investasi Bertanggung Jawab" dan "Strategi dan Praktik Bisnis yang Berkelanjutan".

This program is IDX's commitment as a provider of securities trading and products traded on the Exchange, so that the Company continues to develop products and/or services that support sustainable finance and fulfill the principles of "Responsible Investment" and "Sustainable Business Strategy and Practices".

05

Penyesuaian tata kelola yang sesuai dengan prinsip Keuangan Berkelanjutan

Adjustment of governance in accordance with the principles of Sustainable Finance

Program tata kelola berkelanjutan diperlukan untuk memastikan konsistensi penerapan keuangan berkelanjutan di Perusahaan serta memastikan terlaksananya evaluasi atas inisiatif berkelanjutan yang akan dijalankan.

A sustainable governance program is required to ensure consistency in the implementation of sustainable finance in the Company and to ensure the evaluation of sustainable initiatives that will be carried out.

06

Tanggung jawab sosial dan lingkungan

Corporate social and environmental responsibilities

Pelaksanaan tanggung jawab sosial perusahaan BEI, diselaraskan dengan konsep penerapan ESG dengan tujuan pembangunan berkelanjutan (TPB) serta pengembangan bisnis Perseroan.

The implementation of IDX's corporate social responsibility is aligned with the concept of implementing ESG with the sustainable development goals (SDGs) and the development of the Company's business.

BEI telah melaksanakan inisiatif untuk merealisasikan serangkaian program keuangan berkelanjutan, dan bergabung ke dalam inisiatif *Sustainable Stock Exchange* PBB sejak tanggal 18 April 2019. Inisiatif ini sebagai upaya BEI untuk terus mewujudkan pasar modal inklusif dan berdaya saing secara global serta mampu menjadi motor penggerak dalam perwujudan sektor ekonomi Indonesia yang sehat, stabil dan tumbuh secara berkesinambungan.

Membangun Budaya Keberlanjutan [E.5][F.1]

Kurangnya pemahaman karyawan dan pelaku pasar modal akan prinsip-prinsip keuangan berkelanjutan menjadi tantangan tersendiri bagi BEI. Dengan demikian, BEI berupaya untuk melakukan pengembangan kapasitas seluruh karyawan secara terus menerus dan berkesinambungan untuk memiliki pemahaman yang memadai terhadap prinsip-prinsip keuangan berkelanjutan dalam berinteraksi dengan berbagai pemangku kepentingan pasar modal. Sebagai penyelenggara bursa efek, BEI juga melakukan upaya peningkatan kesadaran dan budaya keberlanjutan di kalangan pelaku pasar modal untuk turut serta mewujudkan pembangunan ekonomi dan keuangan berkelanjutan sesuai dengan prinsip-prinsip LST/ESG.

Untuk memperkuat budaya keberlanjutan, BEI melakukan berbagai bentuk kegiatan berupa sosialisasi atau edukasi berkaitan dengan keuangan berkelanjutan kepada pemangku kepentingan. Kegiatan yang dilaksanakan pada tahun 2022, antara lain:

1. Pelatihan internal terkait penerapan keuangan berkelanjutan;
2. Pengelolaan operasional yang ramah lingkungan, layak bagi karyawan, dan berkelanjutan dengan dukungan penerapan kantor pintar berbasis penggunaan teknologi informasi;

IDX has carried out various initiatives to realize a series of sustainable finance programs, and joined the UN Sustainable Stock Exchange initiative since April 18, 2019. This initiative is part of IDX's efforts to realize an inclusive and globally competitive capital market and to become a driving force in realizing the sound, stable, and sustainably growing Indonesian economic condition.

Building a Culture of Sustainability [E.5][F.1]

The lack of understanding of the employees and capital market players on the principles of sustainable finance has turned into challenge for IDX. To this end, IDX continues to continuously develop capabilities of all employees so they have adequate understanding on the principles of sustainable finance in transacting with various stakeholders in the capital market. As the organizer of the stock exchange, IDX also makes various attempts to increase awareness and culture of sustainability among capital market players to take part in realizing sustainable economic and financial development in accordance with the principles of ESG.

To strengthen the sustainability culture, IDX carries out various activities, including dissemination or education related to sustainable finance to stakeholders. In 2022, the Company held the following activities:

1. Internal training regarding the implementation of sustainable finance;
2. Operational management that is environmentally friendly, appropriate for employees, and sustainable with the support of smart office implementation based on the use of information technology;

3. Penyelenggaraan Rangkaian ESG Capital Market Exhibition & Showcase (CMSE);
4. Penerapan sistem pelaporan pelanggaran/WBS;
5. Kerja sama dengan berbagai institusi dan asosiasi dalam mensosialisasikan penerapan keuangan berkelanjutan, seperti GRI, Yayasan Kehati, TCFD, dan lain-lain;
6. *Surveillance Audit Visit* (SAV) ISO 9001:2015 mengenai Sistem Manajemen Mutu;
7. *Re-certification Audit Visit* (RAV) ISO 27001:2013 mengenai Sistem Manajemen Keamanan Informasi serta ISO 22301:2019 mengenai Sistem Manajemen Kelangsungan Usaha;
8. Implementasi dan Sertifikasi Sistem Manajemen Anti Penyuapan (SMAP) berbasis SNI ISO 37001; dan
9. *Review* dan penyesuaian prosedur kerja seluruh divisi dan Pedoman Tata Kelola Perusahaan.

Penanggung Jawab Kinerja Keberlanjutan [E.1]

Kesinambungan bisnis BEI didukung komitmen menerapkan praktik tata kelola keberlanjutan terbaik, yang mengedepankan kepatuhan hukum dan dilandasi etika berbisnis. Perusahaan tidak pernah mendapatkan denda maupun sanksi hukum lain dari pihak-pihak berwenang, terkait pelanggaran dalam pelaksanaan tata kelola keberlanjutan.

Sesuai Undang-Undang (UU) No. 40 Tahun 2007 tentang Perseroan Terbatas, struktur tata kelola Perusahaan terdiri atas Rapat Umum Pemegang Saham (RUPS), Direksi, dan Dewan Komisaris. Tata kelola keberlanjutan dijalankan kolektif kolegial oleh Direksi sebagai badan tata kelola tertinggi, dengan pengawasan Dewan Komisaris. Direksi dibantu berbagai fungsi di manajemen. Dalam penerapan keuangan berkelanjutan, Perseroan melibatkan berbagai divisi beserta lingkup tugas dan wewenangnya meliputi: Sekretaris Perusahaan, Divisi Pengelolaan Strategi Perusahaan dan Anak Usaha, Divisi Pengembangan Bisnis, Divisi Layanan dan Pengembangan Perusahaan Tercatat, Divisi Pengaturan dan Pemantauan Anggota Bursa dan Partisipan, Divisi Pengembangan Pasar, Divisi Sumber Daya Manusia, Divisi Umum, Divisi Keuangan dan Akuntansi, Divisi Manajemen Risiko dan Divisi Operasional Teknologi Informasi. [2-9][2-10]

Direksi dapat mendelegasikan tanggung jawab pengelolaan LST, termasuk pelaksanaan RAKB kepada pejabat perusahaan yang ditunjuk. Dalam proses penyusunan Laporan Keberlanjutan, Direksi berperan strategis dengan memberikan persetujuan atas penetapan acuan dan standar pelaporan, topik material serta pengesahan pelaporan. Direksi memiliki mekanisme pertemuan/rapat guna membahas pengelolaan dampak LST. Selama tahun 2022, Direksi menyelenggarakan 45 rapat, di

3. Organizing the ESG Capital Market Exhibition & Showcase (CMSE) Series;
4. Implementation of whistleblowing system/WBS;
5. Collaboration with various institutions and associations in promoting the implementation of sustainable finance, such as GRI, Yayasan Kehati, TCFD, and others;
6. ISO 9001:2015 Surveillance Audit Visit (SAV) regarding Quality Management Systems;
7. ISO 27001:2013 Re-certification Audit Visit (RAV) regarding Information Security Management Systems and ISO 22301:2019 regarding Business Continuity Management Systems;
8. Implementation and Certification of Anti-Bribery Management System (SMAP) based on SNI ISO 37001; and
9. Review and adjustment of work procedures for all divisions and Corporate Governance Guidelines.

Responsible for Sustainability Performance [E.1]

IDX's business continuity is supported by a commitment to implementing the best sustainable governance practices, which prioritize legal compliance and are based on business ethics. The Company has never received fines or other legal sanctions from the authorities, regarding violations in the implementation of sustainable governance.

In accordance with Law (UU) No. 40 of 2007 concerning the Limited Liability Companies, the corporate governance structure consists of a General Meeting of Shareholders (GMS), the Board of Directors and the Board of Commissioners. Sustainability governance is carried out collegially and collectively by the Board of Directors as the highest governance body, with the oversight of the Board of Commissioners. The Board of Directors is assisted by various functions in management. In implementing sustainable finance, the Company involves various divisions whose scope of duties and authorities include: Corporate Secretary, the Strategic Management of the Company and Subsidiaries Division, Business Development Division, the Service and Development of Listed Company Division, the Division for the Management and Monitoring of Exchange Members and Participants, Market Development Division, Resources Division Human, General Division, Finance and Accounting Division, Risk Management Division and Information Technology Operations Division. [2-9][2-10]

The Board of Directors can delegate the responsibility for managing ESG, including the implementation of the RAKB, to appointed company officials. In preparing the Sustainability Report, the Board of Directors plays a strategic role by giving approval for setting references and reporting standards, material topics and reporting approval. The Board of Directors has a meeting mechanism to discuss managing ESG impacts. During 2022, the Board of Directors held 45 meetings, 4 of which

mana 4 di antaranya membahas terkait LST. Nominasi dan seleksi Direksi Perseroan sebagai badan tertinggi tata kelola keberlanjutan, menjadi kewenangan Pemegang Saham, dengan memperhatikan rekomendasi Dewan Komisaris berdasarkan usulan Komite Penilaian Kemampuan dan Kepatuhan yang dibentuk oleh Kepala Eksekutif Pengawas Pasar Modal OJK. [2-10][2-11][2-12][2-13][2-14]

Kode Perilaku dan Pelaporan Pelanggaran

Perseroan memiliki *Code of Conduct* (Kode Perilaku) dan penerapannya secara konsisten merupakan bagian terpenting dalam upaya meningkatkan penerapan tata kelola keberlanjutan, serta mendukung penguatan nilai dan budaya yang dimiliki BEI. Sosialisasi terhadap penerapan Kode Perilaku dilakukan kepada segenap insan BEI di seluruh tingkatan jabatan manajemen dan operasional. Sosialisasi dilaksanakan melalui media teknologi informasi yang dapat diakses setiap saat. Melalui penerapan Kode Perilaku, Perseroan melakukan pencegahan terjadinya benturan kepentingan di antara anggota Direksi maupun dengan anggota Dewan Komisaris. [2-15]

Direksi, Kepala Divisi, dan Kepala Unit secara kolektif bertanggung jawab terhadap penerapan Etika Bisnis di Perseroan. Namun, secara spesifik Divisi SDM bertanggung jawab untuk memastikan penerapan etika bisnis di Perseroan berjalan dengan baik. BEI memiliki Pedoman Perilaku karyawan yang disusun untuk menjadi acuan dalam tingkah laku dan sikap seluruh karyawan, termasuk didalamnya mengenai etika bisnis. BEI memiliki *operating guidelines* dalam penerapan etika bisnis yang tercakup dalam Pedoman Perilaku Karyawan meliputi Larangan Penyipuan, SMAP, Pengendalian Gratifikasi, Perlindungan Aset BEI, Menjaga Kerahasiaan Informasi BEI, *Insider Trading*, Hubungan Saudara/Keluarga, dan Larangan Kepemilikan Efek oleh Karyawan. BEI melakukan sosialisasi dan mewajibkan karyawan untuk menandatangani surat pernyataan telah membaca dan memahami isi dari Pedoman Perilaku Karyawan.

Perseroan juga menerapkan mekanisme pelaporan terhadap pelanggaran Kode Perilaku. BEI memiliki sistem pelaporan pelanggaran (*Whistleblowing System* atau WBS) yang dikenal dengan nama "Letter to IDX" dan dapat digunakan oleh publik yang memiliki informasi serta ingin melaporkan dugaan pelanggaran yang mungkin dilakukan oleh pihak internal maupun pihak eksternal BEI sebagai informasi tambahan bagi Perseroan dalam melakukan pembinaan. Selama tahun 2022, Perseroan menerima 48 laporan terkait kecurangan perusahaan tercatat maupun anggota bursa, indikasi transaksi tidak wajar, serta pelanggaran di internal BEI yang seluruhnya telah ditindaklanjuti. [2-26]

discussed ESG issues. The nomination and selection of the Board of Directors of the Company as the highest governance body for sustainability is the authority of the Shareholders, with due regard to the recommendations of the Board of Commissioners based on the proposal of the Capability and Compliance Assessment Committee formed by the Chief Executive of OJK Capital Market Supervision. [2-10][2-11][2-12][2-13][2-14]

Code of Conduct and Whistleblowing

The Company has a Code of Conduct and its consistent application is the most important part in efforts to improve the implementation of sustainable governance, as well as support the strengthening of IDX's values and culture. The Code of Conduct is disseminated to all IDX personnel at all levels of management and operational positions and is carried out through information technology media that can be accessed at any time. Through the implementation of the Code of Conduct, the Company prevents conflicts of interest between members of the Board of Directors and members of the Board of Commissioners. [2-15]

The Directors, Division Heads, and Unit Heads are collectively responsible for the implementation of Business Ethics in the Company. However, the HR Division is responsible for ensuring the implementation of business ethics in the Company goes well. IDX has a Code of Conduct for employees, which is designed to serve as a reference for the behavior and attitudes of all employees, including regarding business ethics. IDX has operating guidelines on the application of business ethics, which are included in the Employee Code of Conduct covering Prohibition of Bribery, SMAP, Gratification Control, Protection of IDX Assets, Maintaining the Confidentiality of IDX Information, Insider Trading, Relative/Family Relationships, and Prohibition of Employee Securities Ownership. IDX conducts dissemination and requires employees to sign a statement that they have read and understood the contents of the Employee Code of Conduct.

The Company also implements a reporting mechanism for violations of the Code of Conduct. IDX has a whistleblowing system (*Whistleblowing System* or WBS) known as "Letter to IDX" and can be used by the public who have information and want to report alleged violations that may be committed by IDX internal or external parties as additional information for the Company in carrying out coaching. During 2022, the Company received 48 reports regarding fraud by listed companies and exchange members, indications of unfair transactions, as well as internal violations on IDX. All of which have been followed up. [2-26]

Mekanisme Pengaduan dan Penyampaian Hal Kritis

Selain “Letter to IDX”, BEI memiliki mekanisme lain yang dapat digunakan para pemangku kepentingan untuk menyampaikan pengaduan dan hal kritis lainnya. Perseroan berkomitmen menindaklanjuti setiap pengaduan dan hal kritis lain yang disampaikan. [2-16]

Mechanism for Complaints and Submission of Critical Matters

In addition to “Letter to IDX”, IDX has other mechanisms that stakeholders can use to submit complaints and other critical matters. The Company is committed to following up on every complaint and other critical matters submitted. [2-16]

Penyampaian Hal-hal Kritis dan Pengaduan

Criticism and Complaints Submission

Mekanisme Mechanism	Pemangku Kepentingan Stakeholders	Hal Kritis yang Disampaikan Submitted Criticism
Town Hall Meeting	Karyawan Employee	<ul style="list-style-type: none"> Usulan pemberian pinjaman kantor bebas bunga kepada karyawan untuk pembelian kendaraan listrik Usulan penyesuaian ruang kerja dengan sistem <i>Hybrid Working Arrangement</i> Proposal to provide interest-free office loans to employees for the purchase of electric vehicles Proposed adjustment of work space with the Hybrid Working Arrangement system
Contact Center	Investor Investor	<ul style="list-style-type: none"> Kendala pada aplikasi salah satu anggota Bursa Pertanyaan atas <i>Auto Reject</i> Bawah terhadap saham Problems with the application of one of the Exchange members Questions for Auto Reject Down against stocks
Whistleblowing System		<ul style="list-style-type: none"> Gangguan sistem salah satu Anggota Bursa akibat tidak mematuhi ketentuan <i>Brokerage Office System</i> (BOFIS) dari BEI Gangguan sistem salah satu Anggota Bursa yang menyebabkan ketidaksesuaian transaksi saham System disturbance of an Exchange Member as a result of non-compliance with the Brokerage Office System (BOFIS) provisions from IDX System disturbance of one of the Exchange Members causing discrepancies in share transactions
Survei Kepuasan Pelanggan Customer Satisfaction Survey	Penerima Lisensi License Receiver	<ul style="list-style-type: none"> Efektivitas pelaksanaan kegiatan <i>Customer Relationship Management</i> Pengembangan sistem data IDX sesuai kebutuhan penerima lisensi Effectiveness of implementing Customer Relationship Management activities Development of IDX data system according to the licensee's needs
Contact Center	Pelanggan Customer	<ul style="list-style-type: none"> Laporan akun palsu BEI di Telegram Laporan penipuan mengatasnamakan BEI IDX fake account report on Telegram Fraud reports on behalf of IDX

Pengembangan Kompetensi terkait Keberlanjutan [E.2]

Selama tahun 2022, kami menyelenggarakan berbagai kegiatan untuk meningkatkan pemahaman dan kompetensi keberlanjutan bagi Direksi, Dewan Komisaris maupun pejabat perusahaan yang lain. Kegiatan dilaksanakan internal maupun eksternal, melalui kerja sama dengan berbagai pihak: [2-17]

- Menjalin kerja sama dengan beberapa institusi penggalak investasi keuangan berkelanjutan, antara lain:
 - Global Reporting Initiative (GRI): bekerja sama untuk memberikan *awareness* terkait implementasi TPB dan pelaporan kegiatan ESG Perusahaan kepada pelaku industri di Pasar Modal;
 - Kerja sama dengan UNGC, SSE, PRI, UNWomen, WFE, dan IBCWE untuk mengadakan kegiatan Ring the Bell for Gender Equality;

Competence Development Related to Sustainability [E.2]

During 2022, we organized various activities to increase the understanding and competence of sustainability for the Board of Directors, Board of Commissioners and other company officials. The activities were carried out internally and externally, in collaboration with various parties: [2-17]

- Establish cooperation with several institutions promoting sustainable financial investment, including:
 - Global Reporting Initiative (GRI): working together to provide awareness regarding the implementation of the SDGs and reporting of the Company's ESG activities to industry players in the Capital Market;
 - Collaboration with UNGC, SSE, PRI, UNWomen, WFE, and IBCWE to hold Ring the Bell for Gender Equality activities;

- c. Kerja sama dengan UNGC dan IBCWE untuk peningkatan kapasitas karyawan terkait praktik dan implementasi ESG.
2. Seminar, *sharing session*, dan *workshop* untuk Perusahaan Tercatat terkait aspek ESG, dengan topik antara lain peraturan dan sistem SPE-IDXnet, Laporan Keberlanjutan, ASEAN Corporate Governance Scorecard, Dow Jones Sustainability Index, dan lainnya.
3. *Workshop* penyusunan Laporan Keberlanjutan 2022 untuk Anggota Bursa.
4. *Webinar* terkait *Women Empowerment in the Workplace* serta pengumuman hasil *Census IDX200 in Women Executive Role*.
5. *Women Talent Coaching Session*, yaitu *sharing session* dan *coaching* untuk para *talent* perempuan dari pemimpin di BEI ataupun institusi lainnya.
6. *Carbon Trading Capacity Building*, yaitu kegiatan *sharing session* yang ditujukan untuk meningkatkan *awareness* dan pemahaman karyawan terkait *carbon trading* guna mempersiapkan diri sebagai penyelenggara *carbon trading* di Indonesia, serta memfasilitasi sesi pelatihan dan/atau *benchmarking* terhadap pihak-pihak terkait.

Evaluasi Kinerja Keberlanjutan

Evaluasi kinerja keberlanjutan dilakukan oleh OJK dengan menggunakan penilaian pencapaian target dalam indikator kinerja utama (KPI Unggulan), yang diberlakukan untuk seluruh pejabat tata kelola keberlanjutan setiap tahun. Adapun KPI Unggulan yang dinilai di antaranya indeks kepuasan pelanggan; jumlah efek dan investor baru; jumlah emisi obligasi korporasi; tingkat risiko AB; pengembangan dan penyempurnaan produk/layanan; persentase *availability* sistem perdagangan JATS; serta waktu *recovery* kegagalan sistem perdagangan. Evaluasi juga dilakukan melalui mekanisme rapat Direksi maupun Dewan Komisaris, dan hasil penilaian akhir disampaikan kepada Pemegang Saham dalam RUPS. Berdasarkan evaluasi yang dilakukan pada tahun 2022, para pejabat tata kelola telah mampu mengelola kinerja keberlanjutan dengan baik. [2-18]

Remunerasi Pejabat Tata Kelola Keberlanjutan, serta Penerapan dan Penilaian Risiko terkait Keberlanjutan

Remunerasi pejabat tata kelola keberlanjutan diatur dalam Peraturan Perusahaan, dengan mengacu pada hasil penilaian kinerja dan pemenuhan KPI. Khusus Direksi dan Dewan Komisaris, remunerasi ditetapkan melalui RUPS oleh Pemegang Saham sebagai satu-satunya pemangku kepentingan yang terlibat. Perseroan juga telah merumuskan sistem manajemen risiko untuk mengidentifikasi, mengukur, memantau, dan memitigasi risiko operasional dan keuangannya, yang turut mempengaruhi kinerja keberlanjutan selama tahun 2022. Penjelasan lengkap mengenai remunerasi Direksi dan Dewan Komisaris, serta risiko operasional dan keuangan Perseroan disampaikan pada Laporan Tahunan 2022 PT Bursa Efek Indonesia. [2-19][2-20][2-21]

- c. Collaboration with UNGC and IBCWE to increase employee capacity regarding ESG practices and implementation.
2. Seminars, sharing sessions and workshops for Listed Companies related to ESG aspects, with topics including SPE-IDXnet regulations and systems, Sustainability Reports, ASEAN Corporate Governance Scorecard, Dow Jones Sustainability Index, and others.
3. Workshop on preparing the 2022 Sustainability Report for Exchange Members.
4. Webinars related to Women Empowerment in the Workplace and announcement of the results of IDX200 Census in Women Executive Role.
5. Women Talent Coaching Session, namely sharing sessions and coaching for female talents from leaders on IDX or other institutions.
6. Carbon Trading Capacity Building, namely sharing session activities aimed at increasing awareness and understanding of employees regarding carbon trading in order to prepare themselves as carbon trading organizers in Indonesia, as well as facilitating training sessions and/or benchmarking for related parties.

Sustainable Performance Evaluation

The evaluation of sustainable performance by OJK uses the target achievement assessment in the main KPI (preferable KPI), which is applied to all sustainability governance officials every year. The Preferable KPI assessment includes customer satisfaction; number of securities and new investors; total corporate bond issuance; EM risk level; product/service development and improvement; JATS trading system availability percentage; as well as the failure recovery time of the trading system. The evaluation is also carried out through the meeting mechanism of the Board of Directors and the Board of Commissioners, and the results of the final assessment are submitted to the Shareholders at the GMS. Based on the evaluation conducted in 2022, governance officials were able to manage sustainability performance well. [2-18]

Remuneration for Sustainability Governance Officers, as well as Implementation and Risk Assessment related to Sustainability

Remuneration for sustainability governance officials is regulated in Company Regulations, with reference to the results of performance appraisal and fulfillment of KPIs. The Board of Directors and Board of Commissioners, the remuneration is determined through the GMS by the Shareholders as the only stakeholders involved. The Company has also formulated a risk management system to identify, measure, monitor and mitigate its operational and financial risks, which also affected its sustainability performance in 2022. A full explanation of the remuneration of the Board of Directors and the Board of Commissioners, as well as the Company's operational and financial risks is presented in the 2022 Annual Report of Indonesia Stock Exchange. [2-19][2-20][2-21]

Salah satu kegiatan yang menunjang program berkelanjutan dalam aspek manajemen risiko dan tata kelola perusahaan selama tahun 2022 adalah *review* dan penyesuaian prosedur kerja pada seluruh divisi agar selalu sesuai dengan kondisi terkini. BEI juga telah melakukan penilaian risiko atas potensi penyuapan dalam rangka menunjang penerapan ISO 37001:2016 Sistem Manajemen Anti Penyuapan di BEI. Berdasar hasil *review* tahun 2022, diketahui pengelolaan risiko dan pengaruhnya terhadap penerapan kinerja keberlanjutan BEI telah berjalan efektif. [E.3][2-25]

Pelibatan Pemangku Kepentingan [E.4]

Berdasarkan analisis atas interaksi yang terbangun selama periode pelaporan, BEI telah mengidentifikasi beberapa pemangku kepentingan yang saling mempengaruhi dalam setiap proses pengambilan keputusan maupun penetapan kebijakan oleh Perseroan. Kami menerapkan pendekatan komunikasi berkesinambungan dengan setiap pemangku kepentingan, serta berkomitmen melibatkan mereka dalam pemenuhan kebutuhan masing-masing. [2-29]

One of the activities that support the ongoing program in the risk management and corporate governance aspects during 2022 includes the review and adjustment of work procedures in all divisions, so that they are always in accordance with the latest conditions. IDX has also conducted a risk assessment for potential bribery in order to support the implementation of ISO 37001:2016 Anti-Bribery Management System on IDX. The results of the 2022 review suggest that risk management and its impact on implementing IDX's sustainability performance has been running effectively. [E.3][2-25]

Stakeholder Engagement [E.4]

Based on an analysis of the interactions that were built during the reporting period, IDX has identified several stakeholders who influence each other in every decision-making and policy-setting process by the Company. We apply a continuous communication approach with each stakeholder, and are committed to involving them in fulfilling their respective needs. [2-29]

Daftar Pemangku Kepentingan, Basis Identifikasi, Metode Pendekatan, dan Topik Utama [2-29]

List of Stakeholders, Basis of Identification, Methods of Approach, and Main Topics

Pemangku Kepentingan Stakeholders	Identifikasi dan Seleksi Pemangku Kepentingan Stakeholder Identification and Selection		Metode Pendekatan Pemangku Kepentingan Stakeholders Approach Method	
	Identifikasi Identification	Basis Identifikasi Basis of Identification	Metode Pendekatan dan Frekuensi Approach and Frequency Method	Topik Utama Main Topics
Pemegang Saham Shareholders	Pihak yang memiliki saham Perseroan, yaitu anggota bursa. Parties who own the Company's shares, namely stock exchange members.	Tanggung Jawab Responsibility	1. RUPS, minimal 2 kali setiap tahun. 2. Pertemuan khusus sesuai kebutuhan. 1. GMS, at least 2 times every year. 2. Special meeting according to the needs.	1. Menjaga dan meningkatkan nilai investasi. 2. Peningkatan kinerja Perseroan. 3. Terpenuhi hak-hak pemegang saham. 4. Keterbukaan informasi. 5. Pengembangan pasar modal. 1. Maintain and increase investment value. 2. Improvement of the Company's performance. 3. Fulfillment of shareholder rights. 4. Disclosure of information. 5. Capital market development.
1. Pemerintah 2. Otoritas Jasa Keuangan 3. Legislator 1. Government 2. Financial Services Authority 3. Legislator	Pihak yang mengawasi pengelolaan Perseroan dan kepatuhan. Parties who supervises the Company's management and compliance.	Pengaruh dan ketergantungan. Influence and dependency.	Sesuai kebutuhan, melaksanakan: 1. Rapat koordinasi. 2. Pertemuan khusus. 3. Kunjungan kerja. As required, implementing the following: 1. Coordination meetings. 2. Special meetings. 3. Work visit.	1. Terjalannya hubungan yang harmonis dan konstruktif dengan regulator. 2. Perseroan dan segenap karyawan tunduk dan mematuhi hukum yang berlaku. 3. Keselarasan pengembangan pasar modal dengan pembangunan ekonomi nasional. 1. Maintaining a harmonious and constructive relationship with regulators. 2. The Company and all employees comply with and comply with applicable laws. 3. Alignment of capital market development with national economic development.

Daftar Pemangku Kepentingan, Basis Identifikasi, Metode Pendekatan, dan Topik Utama [2-29]

List of Stakeholders, Basis of Identification, Methods of Approach, and Main Topics

Pemangku Kepentingan Stakeholders	Identifikasi dan Seleksi Pemangku Kepentingan Stakeholder Identification and Selection		Metode Pendekatan Pemangku Kepentingan Stakeholders Approach Method	
	Identifikasi Identification	Basis Identifikasi Basis of Identification	Metode Pendekatan dan Frekuensi Approach and Frequency Method	Topik Utama Main Topics
Investor (Konsumen Akhir) Investor (End Consumer)	Pihak yang memberikan pengaruh terhadap transaksi di bursa. Parties that influence trading transactions on the stock exchange.	1. Pengaruh 2. Ketergantungan 1. Influence 2. Dependency	Sesuai kebutuhan, melaksanakan: 1. Survei kepuasan. 2. Layanan pengaduan. 3. Temu investor. 4. Program pertemuan khusus. 5. Presentasi prospek investasi di Indonesia. As required, implementing the following: 1. Satisfaction survey. 2. Complaint service. 3. Meet investors. 4. Special meeting program. 5. Presentation of investment prospects in Indonesia.	1. Sistem perdagangan dengan kualitas dan akurasi terjaga, bebas gangguan. 2. Kualitas data informasi dari Bursa. 3. Penyelesaian keluhan dan pelaporan pengaduan. 4. Peningkatan jumlah investor ritel domestik di pasar modal. 1. Trading system with quality and accuracy maintained, hassle free. 2. Quality of information data from the Exchange. 3. Resolution of complaints and reporting of complaints. 4. Increasing the number of domestic retail investors in the capital market.
Perusahaan Tercatat Listed Companies	Pihak yang mencatatkan efeknya untuk ditransaksikan di Bursa. The party that lists its securities for transaction on the Exchange.	1. Pengaruh 2. Ketergantungan 1. Influence 2. Dependency	Sesuai kebutuhan, melaksanakan: 1. Pertemuan khusus. 2. Kunjungan Perusahaan Tercatat. 3. Pertemuan lain-lain. 4. Pembinaan. As required, implementing the following: 1. Special meetings. 2. Listed Company Visits. 3. Other meetings. 4. Coaching.	1. Kemudahan regulasi tata cara penerbitan efek (ekuitas, surat utang dan instrumen lainnya). 2. Kejelasan regulasi dan kewajiban para Perusahaan Tercatat. 3. Kemudahan akses layanan/pembinaan/sistem sarana pelaporan Perusahaan Tercatat. 1. Easy regulation of procedures for issuing securities (equity, debentures and other instruments). 2. Clear regulations and obligations of Listed Companies. 3. Easy access to services/coaching/reporting system for the Listed Company.
Anggota Bursa Exchange Members	Pihak yang menjadi perantara perdagangan efek dan telah mendapatkan persetujuan keanggotaan dari Bursa. Parties who become securities trading intermediaries and have obtained membership approval from the Exchange.	1. Pengaruh 2. Ketergantungan 1. Influence 2. Dependency	Sesuai kebutuhan, melaksanakan: 1. Pertemuan khusus. 2. Pertemuan lain-lain. As required, implementing the following: 1. Special meetings. 2. Other meetings.	1. Tidak ada gangguan sistem. 2. Pengembangan sistem dan peraturan yang menunjang kemudahan transaksi. 3. Dukungan Bursa. 1. No system glitches. 2. Development of systems and regulations that support ease of transactions. 3. Exchange Support.

Daftar Pemangku Kepentingan, Basis Identifikasi, Metode Pendekatan, dan Topik Utama [2-29]

List of Stakeholders, Basis of Identification, Methods of Approach, and Main Topics

Pemangku Kepentingan Stakeholders	Identifikasi dan Seleksi Pemangku Kepentingan Stakeholder Identification and Selection		Metode Pendekatan Pemangku Kepentingan Stakeholders Approach Method	
	Identifikasi Identification	Basis Identifikasi Basis of Identification	Metode Pendekatan dan Frekuensi Approach and Frequency Method	Topik Utama Main Topics
Karyawan Employees	<p>Pihak yang bekerja untuk Bursa.</p> <p>Parties who work for the Exchange.</p>	<p>Tanggung Jawab Responsibility</p>	<p>Minimal 1 kali setahun atau sesuai kebutuhan, melaksanakan:</p> <ol style="list-style-type: none"> 1. Melalui pertemuan berkala. 2. <i>Alignment</i> organisasi SDM. 3. <i>Training/hearing</i> rutin. 4. Survei kepuasan atas layanan SDM. <p>At least once a year or as required, implementing the following:</p> <ol style="list-style-type: none"> 1. Regular meetings. 2. Alignment of HR organization. 3. Routine training/hearings. 4. Satisfaction survey on HR services. 	<ol style="list-style-type: none"> 1. Kejelasan hak dan kewajiban. 2. Kejelasan atas penilaian kompetensi, jenjang karier dan keseimbangan remunerasi dengan kinerja. 3. Terjaminnya keamanan, kesehatan, dan keselamatan kerja. 4. Terjaganya kenyamanan lingkungan kerja. 5. Kinerja Perseroan. <ol style="list-style-type: none"> 1. Clarity of rights and obligations. 2. Clarity on competency assessment, career path and balance of remuneration with performance. 3. Guaranteed security, health, and safety at work. 4. Maintaining a comfortable work environment. 5. Company Performance.
SRO/Anak Perusahaan SRO/Subsidiaries	<p>SRO: Pihak sebagai mitra usaha yang mempunyai kedudukan/fungsi menciptakan peraturan.</p> <p>Anak Perusahaan: pihak yang dimiliki oleh BEI sebagai penunjang kegiatan untuk mendukung pencapaian kinerja Bursa.</p> <p>SRO: The party as a business partner that has the position/function to create regulations.</p> <p>Subsidiary: A party, owned by IDX, that is responsible for supporting any activities that sustain the Exchange's performance achievements.</p>	<p>Ketergantungan Dependency</p>	<p>Sesuai kebutuhan, melaksanakan:</p> <ol style="list-style-type: none"> 1. Rapat konsultasi. 2. Rapat koordinasi. <p>As required, implementing the following:</p> <ol style="list-style-type: none"> 1. Consultation meetings. 2. Coordination meetings. 	<ol style="list-style-type: none"> 1. Terjalannya hubungan yang harmonis dan konstruktif dengan sesama SRO. 2. Memberikan masukan bagi pengembangan dan pengesahan aturan pasar modal yang komprehensif. 3. Keselarasan arah pengembangan SRO dan Anak Perusahaan untuk mendukung pengembangan pasar modal. <ol style="list-style-type: none"> 1. Maintaining harmonious and constructive relationships with fellow SROs. 2. Provide advice to the development and ratification of comprehensive capital market regulations. 3. Alignment of SRO and Subsidiary development directions to support capital market development.

Daftar Pemangku Kepentingan, Basis Identifikasi, Metode Pendekatan, dan Topik Utama [2-29]

List of Stakeholders, Basis of Identification, Methods of Approach, and Main Topics

Pemangku Kepentingan Stakeholders	Identifikasi dan Seleksi Pemangku Kepentingan Stakeholder Identification and Selection		Metode Pendekatan Pemangku Kepentingan Stakeholders Approach Method	
	Identifikasi Identification	Basis Identifikasi Basis of Identification	Metode Pendekatan dan Frekuensi Approach and Frequency Method	Topik Utama Main Topics
Mitra (Vendor, Pemasok, Konsultan) Partners (Vendor, Supplier, Consultant)	Pihak yang menyediakan barang dan jasa untuk memenuhi kebutuhan Bursa. Parties who provides goods and services to meet the needs of the Exchange.	<ol style="list-style-type: none"> Pengaruh Ketergantungan <ol style="list-style-type: none"> Influence Dependency 	Sesuai kebutuhan, melaksanakan: <ol style="list-style-type: none"> Kontrak tender dan pengadaan. Seleksi dan penilaian kinerja pemasok/vendor. Manajemen vendor. <p>As required, implementing the following:</p> <ol style="list-style-type: none"> Contract tenders and procurement. Selection and performance appraisal of suppliers/vendors. Vendor Management. 	<ol style="list-style-type: none"> Proses pengadaan secara <i>fair</i> dan transparan. Seleksi dan evaluasi secara objektif dalam pemilihan mitra. Prosedur administrasi pengadaan yang akurat namun ringkas. Penyelesaian pembayaran produk dan jasa yang tepat waktu. Hubungan saling menguntungkan. <ol style="list-style-type: none"> Fair and transparent procurement process. Selection and evaluation objectively in partner selection. Accurate yet concise procurement administration procedures. Completion of payment for products and services on time. Mutually beneficial relationship.
Masyarakat/Komunitas Society/Community	Pihak yang mendapatkan/menerima manfaat dari Bursa. Parties who get/receive benefits from the Exchange.	<ol style="list-style-type: none"> Pengaruh Ketergantungan <ol style="list-style-type: none"> Influence Dependency 	Sesuai kebutuhan, melaksanakan: <ol style="list-style-type: none"> Musyawarah dalam perencanaan. Pengawasan realisasi program bersama-sama. Kegiatan filantropi. Kegiatan literasi tentang pasar modal dan instrumen keuangan sebagai salah satu produk pasar modal. <p>As required, implementing the following:</p> <ol style="list-style-type: none"> Deliberation on planning. Realization monitoring program collectively. Philanthropic activities. Literacy activities about the capital market and financial instruments as one of the products of the capital market. 	<ol style="list-style-type: none"> Terjalinnnya hubungan yang serasi dan harmonis. Meminimalkan dampak operasional Perseroan terhadap lingkungan, dan turut serta melestarikan lingkungan. Kontribusi positif terhadap kehidupan ekonomi, sosial dan lingkungan masyarakat luas. Meningkatkan pengetahuan masyarakat mengenai peran dan fungsi pasar modal. <ol style="list-style-type: none"> Establish harmonious and harmonious relationships. Minimizing the impact of the Company's operations on the environment, and participating in preserving the environment. Positive contribution to the economic, social and environmental life of the wider community. Increasing public knowledge regarding the role and function of the capital market.

Daftar Pemangku Kepentingan, Basis Identifikasi, Metode Pendekatan, dan Topik Utama [2-29]

List of Stakeholders, Basis of Identification, Methods of Approach, and Main Topics

Pemangku Kepentingan Stakeholders	Identifikasi dan Seleksi Pemangku Kepentingan Stakeholder Identification and Selection		Metode Pendekatan Pemangku Kepentingan Stakeholders Approach Method	
	Identifikasi Identification	Basis Identifikasi Basis of Identification	Metode Pendekatan dan Frekuensi Approach and Frequency Method	Topik Utama Main Topics
Konsumen Customers	Pihak yang menjadi pengguna produk/jasa yang dihasilkan Bursa. Parties who are users of products/services produced by the Exchange.	1. Pengaruh 2. Ketergantungan 1. Influence 2. Dependency	Sesuai kebutuhan, melaksanakan: 1. Survei Kepuasan Pelanggan. 2. Layanan Pengaduan. 3. Temu Pelanggan. 4. Program pertemuan khusus. As required, implementing the following: 1. Customer Satisfaction Survey. 2. Complaint Service. 3. Customer Meetings. 4. Special meeting program.	1. Sistem perdagangan yang berkualitas, akurat dan bebas dari gangguan. 2. Pelayanan yang melebihi harapan. 3. Penyelesaian keluhan. 1. Quality, accurate and hassle-free trading system. 2. Service that exceeds expectations. 3. Resolution of complaints.
Media Massa Mass Media	Pihak yang melakukan penyebaran informasi atau pesan kepada publik. Parties who disseminate information or messages to the public.	Perwakilan Representative	1. Rilis berita dan konferensi pers. 2. Media Gathering. 3. Edukasi wartawan. 1. News releases and press conferences. 2. Media Gathering. 3. Journalist education.	1. Akurasi objek pemberitaan. 2. Informasi terkini. 3. Penyampaian berita tepat waktu. 4. Transparansi kondisi operasional dan finansial. 1. The accuracy of the news object. 2. Up-to-date information. 3. Delivery of news on time. 4. Transparency of operational and financial conditions.
Asosiasi di Lingkungan Pasar Modal Association in the Capital Market Environment	Organisasi perkumpulan profesional terkait pasar modal yang mendapatkan dukungan dana atau fasilitas dari BEI. Professional Association organizations related to the Capital Market that receive financial support or facilities from IDX.	Ketergantungan Dependency	Rapat koordinasi sesuai kebutuhan. Coordination meeting as required.	Dukungan dana operasional dan fasilitas. Operational fund and facilities support.

Daftar Pemangku Kepentingan, Basis Identifikasi, Metode Pendekatan, dan Topik Utama [2-29]

List of Stakeholders, Basis of Identification, Methods of Approach, and Main Topics

Pemangku Kepentingan Stakeholders	Identifikasi dan Seleksi Pemangku Kepentingan Stakeholder Identification and Selection		Metode Pendekatan Pemangku Kepentingan Stakeholders Approach Method	
	Identifikasi Identification	Basis Identifikasi Basis of Identification	Metode Pendekatan dan Frekuensi Approach and Frequency Method	Topik Utama Main Topics
Binaan IDX Inkubator IDX Incubator Development	Pihak yang mendaftarkan perusahaannya untuk mendapatkan program <i>training</i> dan <i>mentoring</i> dari IDX terkait persiapan IPO. Parties who register their companies to receive training and mentoring programs from IDX related to IPO preparation.	Ketergantungan Dependency	Program <i>Road to IPO</i> sesuai kebutuhan. Road to IPO program as required.	Pembinaan dan edukasi secara komprehensif untuk mempersiapkan IPO. Comprehensive coaching and education to prepare the IPO.
Partisipan Participant	Pihak yang menggunakan sistem dan/atau sarana pelaporan Transaksi Efek dan terdaftar pada Penerima Laporan Transaksi Efek. The parties who use the Securities Transaction reporting system and/or facilities and registered with the Securities Transaction Report Recipient.	<ol style="list-style-type: none"> 1. Pengaruh 2. Ketergantungan <ol style="list-style-type: none"> 1. Influence 2. Dependency 	Sesuai kebutuhan, melaksanakan: <ol style="list-style-type: none"> 1. Pertemuan khusus. 2. Pertemuan lain-lain. As required, implementing the following: <ol style="list-style-type: none"> 1. Special meetings. 2. Other meetings. 	<ol style="list-style-type: none"> 1. Tidak ada gangguan sistem. 2. Pelatihan, pembinaan, dan/atau pengembangan peraturan yang semakin menunjang kemudahan dalam melakukan pelaporan. <ol style="list-style-type: none"> 1. No system crash. 2. Training, coaching, and/or development of regulations that further support ease of reporting.

Daftar Pemangku Kepentingan, Basis Identifikasi, Metode Pendekatan, dan Topik Utama [2-29]

List of Stakeholders, Basis of Identification, Methods of Approach, and Main Topics

Pemangku Kepentingan Stakeholders	Identifikasi dan Seleksi Pemangku Kepentingan Stakeholder Identification and Selection		Metode Pendekatan Pemangku Kepentingan Stakeholders Approach Method	
	Identifikasi Identification	Basis Identifikasi Basis of Identification	Metode Pendekatan dan Frekuensi Approach and Frequency Method	Topik Utama Main Topics
<p>Pengguna Jasa Sistem Penyelenggara Pasar Alternatif (Pengguna Jasa SPPA)</p> <p>Alternative Market Operator System Service User (SPPA Service User)</p>	<p>Pihak sebagai Perantara Pedagang Efek untuk Efek bersifat utang dan sukuk, lembaga jasa keuangan yang diawasi oleh Otoritas Jasa Keuangan, dan/ atau pihak lain yang disetujui Otoritas Jasa Keuangan dan memperoleh persetujuan dari PPA.</p> <p>Parties as Broker-Dealer for Securities in the form of debt and "sukuk", financial service institutions supervised by the Financial Services Authority, and/or other parties approved by the Services Authority Finance and obtain approval from PPA.</p>	<p>1. Pengaruh 2. Ketergantungan</p> <p>1. Influence 2. Dependency</p>	<p>Sesuai kebutuhan, melaksanakan:</p> <p>1. Pertemuan khusus. 2. Pertemuan lain-lain.</p> <p>As required, implementing the following:</p> <p>1. Special meetings. 2. Other meetings.</p>	<p>1. Tidak ada gangguan sistem. 2. Pelatihan, pembinaan, dan/atau Pengembangan peraturan yang menunjang kemudahan transaksi. 3. Dukungan Pengguna Jasa SPPA.</p> <p>1. No system crash. 2. Training, coaching, and/or development of regulations that further support the ease of transactions. 3. SPPA Service User Support.</p>

Kebebasan Berserikat dan Perjanjian Kerja Bersama [2-30]

Perseroan membebaskan karyawannya untuk berserikat. Perseroan telah memiliki Serikat Pekerja BEJ (SP-BEJ) yang merupakan organisasi pekerja yang dibentuk dari, oleh, dan untuk pekerja yang bersifat bebas, terbuka, mandiri, demokratis dan bertanggung jawab guna memperjuangkan, membela serta melindungi hak dan kepentingan pekerja dan keluarganya. Perseroan mengakui SP-BEJ sebagai wakil satu-satunya yang sah yang mewakili serta bertindak untuk dan atas nama seluruh anggotanya dalam merundingkan ketentuan-ketentuan Perjanjian Kerja Bersama (PKB), dan memiliki kebebasan dalam membina organisasi dengan selalu memperhatikan dan menaati peraturan perundang-undangan yang berlaku, atas dasar kesamaan derajat dan kekeluargaan.

Freedom of Association and Collective Bargaining Agreements [2-30]

The Company has provided its employees freedom to associate. The Company already has a BEJ Labor Union (SP-BEJ), which is a workers' organization that is established from, by and for workers that is free, open, independent, democratic and responsible to fight for, defend and protect the rights and interests of workers and their families. The Company recognizes the SP-BEJ as the only legitimate representative who represents and acts for and on behalf of all its members in negotiating the provisions of the Collective Labor Agreement (PKB). The union also has the freedom to foster the organization by always paying attention to and complying with laws and regulations that apply, on the basis of equality and kinship.



IDX

Indonesia Stock Exchange

member of  WORLD FEDERATION
OF EXCHANGES

Pengelolaan Lingkungan

Environmental Management

Kegiatan usaha PT Bursa Efek Indonesia (BEI) tidak berdampak signifikan langsung terhadap kelestarian lingkungan terutama emisi Gas Rumah Kaca (GRK). Sesuai topik material, kinerja keberlanjutan pengelolaan lingkungan pada periode pelaporan, diutamakan pada dukungan bersama memerangi perubahan iklim melalui efisiensi energi guna mengurangi emisi GRK.

The business activities of Indonesia Stock Exchange (IDX) do not have a direct significant impact on environmental sustainability, especially Greenhouse Gas (GHG) emissions. In accordance with the material topic, the performance of environmental management sustainability in the reporting period is prioritized on collective support to combat climate change through energy efficiency in order to reduce the GHG emissions.



01



BIAYA LINGKUNGAN [F.4]

ENVIRONMENTAL COST

Kegiatan pengelolaan lingkungan di BEI dilakukan secara terintegrasi dengan pengelola gedung, sehingga tidak ada biaya lingkungan yang dikeluarkan Perseroan. Namun, kami memberikan dukungan dana pada kegiatan-kegiatan tanggung jawab sosial (TJSL/CSR) untuk melestarikan lingkungan. Total biaya CSR untuk kegiatan pelestarian lingkungan pada tahun 2022 mencapai Rp2,81 miliar yang berasal dari CSR HUT Pasar Modal dan Rp50 juta yang berasal dari anggaran BEI dengan pelaksanaan kegiatan meliputi:

1. Penanaman 10.400 pohon di 13 wilayah di Indonesia;
2. Penanaman 1.000 bibit mangrove atas nama SRO dalam rangka dukungan terhadap program CSR OJK;
3. Rehabilitasi Ekosistem Terumbu Karang di Kepulauan Spermonde, Sulawesi Selatan;
4. Bantuan penyediaan kendaraan pengangkut material dan sampah bagi masyarakat Desa Pejarakan, Kecamatan Gerokgak, Kabupaten Buleleng, Bali; dan
5. Bantuan penyediaan armada pengangkut sampah untuk Pemerintah Kota Manado dan Kota Batam.

Environmental management activities at IDX are carried out in an integrated manner with building managers, so there are no environmental costs incurred by the Company. However, we provide financial support for social responsibility activities (CSR) to preserve the environment. In 2022, the Company spent Rp2.81 billion and Rp50 million for environmental preservation activities. The funds are sourced from the Capital Market CSR Anniversary and IDX budget, respectively. The activities include:

1. Planting of 10,400 trees in 13 regions in Indonesia;
2. Planting of 1,000 mangrove seedlings on behalf of the SRO in support of OJK's CSR program;
3. Rehabilitation of Coral Reef Ecosystems in the Spermonde Archipelago, South Sulawesi;
4. Assistance of material and waste transport vehicles for the people of Pejarakan Village, Gerokgak District, Buleleng Regency, Bali; and
5. Assistance of garbage collection fleets for the Government of Manado City and Batam City.



GREEN OFFICE DAN PEMAKAIAN MATERIAL RAMAH LINGKUNGAN [F.5]

GREEN OFFICE AND USE OF FRIENDLY ENVIRONMENTAL MATERIAL

Komitmen BEI dalam mengelola lingkungan diwujudkan dengan menerapkan praktik-praktik kantor ramah lingkungan (*green office*). Selama tahun 2022, kami memberlakukan beberapa inisiatif, di antaranya pengurangan penggunaan kertas yang termasuk dalam material ramah lingkungan. Kami menerapkan administrasi nir-kertas dan menggantinya dengan digital. Total volume pemakaian kertas tahun 2022 sebanyak 174 rim, bertambah 189,13% dari tahun 2021 sebanyak 92 rim. Adapun penambahan jumlah kertas yang signifikan disebabkan karena karyawan telah kembali bekerja secara *offline* di kantor.

Praktik-praktik lain yang dijalankan untuk mendukung penerapan *green office*, di antaranya:

1. Mengurangi sampah plastik dengan tidak menyediakan air minum dalam kemasan plastik, dan menggunakan tempat makan/tempat minum yang bisa digunakan berulang;
2. Menyediakan tempat sampah terpisah untuk sampah organik dan anorganik;
3. Pemberlakuan kebijakan penghematan energi dan air; dan
4. Penerapan teknologi informasi untuk pengelolaan operasional kantor.

IDX is committed to managing the environment by implementing green office practices. In 2022, we implemented several initiatives, including reducing the use of paper which is considered an environmentally friendly material. We implement paperless administration and replace it with digital. In 2022, the Company's total paper used was 174 reams, an increase of 189.13% from the previous year at 92 reams. The return of employees to the office leads to the significant increase in the amount of paper.


In addition, the Company also implemented the following practices to support green office:

1. Reducing plastic waste by providing reusable food/drinking containers instead of disposable plastic ones;
2. Providing separate bins for organic and inorganic waste;
3. Implementation of energy and water saving policies; and
4. Application of information technology for office operational management.

Realisasi Pemakaian Kertas (Rim)

Realization of Paper Use (Reams)

2022	2021	2020	Δ 2022:2021	
			Rim Reams	%
174	92	660	(82)	(89)



PENGELOLAAN ENERGI DAN PENGENDALIAN EMISI

ENERGY MANAGEMENT AND EMISSION CONTROL

Volume Pemakaian dan Intensitas Konsumsi Energi [F.6]

Pemakaian energi secara tidak langsung berpengaruh pada volume emisi GRK yang dilepaskan ke udara. Pengelolaan energi dilakukan melalui pendekatan efisiensi energi yang digunakan. Pengungkapan informasi terkait penggunaan energi mencakup penghitungan konsumsi energi di dalam perusahaan, meliputi pemakaian bahan bakar minyak (BBM) kendaraan operasional dan penggunaan listrik untuk operasional kantor pusat. Kami tidak menghitung pemakaian energi di luar perusahaan termasuk oleh pemasok/vendor. Secara keseluruhan, total konsumsi energi tahun 2022 mencapai 7.046,33 GJ, turun 0,49% dari tahun 2021 sebesar 7.081,11 GJ. [302-1][302-2][302-4]

Berdasarkan penghitungan Intensitas Konsumsi Energi (IKE) setiap satuan energi/satuan luas bangunan/tahun, diketahui pemakaian energi di Kantor Pusat pada tahun 2022 masih berada dalam kategori efisien (antara 120-168 kWh/m²/tahun untuk ruangan ber-AC) sesuai Peraturan Menteri ESDM No. 13 Tahun 2012 tentang Penghematan Pemakaian Tenaga Listrik. Nilai IKE Kantor Pusat BEI tahun 2022 mencapai 125,30 kWh/m²/tahun (0,45 GJ/m²), lebih rendah dari tahun 2021. [302-3]

Usage Volume and Energy Consumption Intensity [F.6]

Energy usage indirectly affects the volume of GHG emissions released into the air. Energy management is carried out through the energy efficiency approach. Disclosure of information related to the energy usage includes calculating energy consumption within the company, the use of fuel oil (BBM) for operational vehicles and the use of electricity for head office operations. We do not calculate energy consumption outside the company, including those managed by suppliers/vendors. Overall, total energy consumption in 2022 reached 7,046.33 GJ, down 0.49% from 2021 at 7,081.11 GJ. [302-1][302-2][302-4]

Based on the calculation of the Intensity of Electricity Energy (IKE) for each energy unit/building area unit/year, the energy use at the Head Office throughout 2022 was classified efficient (between 120-168 kWh/m²/year for air-conditioned rooms) according to the Ministerial Regulation ESDM No. 13 of 2012 concerning the Saving Electricity Usage. The IKE value of IDX Head Office in 2022 was 125.30 kWh/m²/year (0.45 GJ/m²), lower than 2021. [302-3]

Pemakaian dan Intensitas Energi [302-1][302-3]

Energy Usage and Intensity

Sumber Energi Source of Energy	Satuan Unit	Volume			Δ 2022:2021
		2022	2021	2020	Volume
Bahan Bakar Minyak Fuel Oil	Liter	22.496,01	13.885,36	12.577,29	(8.610,65)
	GJ	742,37	458,22	415,05	(284,15)
Listrik Electricity	kWh	1.751.099,40	1.839.691,10	1.837.366,80	88.591,70
	GJ	6.303,96	6.622,89	6.614,52	318,93
Jumlah Pemakaian Energi Total Energy Usage	GJ	7.046,33	7.081,11	7.029,57	34,78
Luas Bangunan Building Area	m ²	13.975,34	13.975,34	14.097,41	
Intensitas Konsumsi Energi Energy Consumption Intensity	kWh/m ² /Tahun kWh/m ² /Year	125,30	131,34	130,33	
	GJ/m ² /Tahun GJ/m ² /Year	0,45	0,47	0,46	

Keterangan | Description:

- Penghitungan konversi energi pemakaian BBM menggunakan Pedoman Penyelenggaraan Inventarisasi Gas Rumah Kaca Nasional – Kementerian Lingkungan Hidup 2012 (ref: IPCC 2006), Nilai kalori 1 liter Premium = 0,033 GJ/liter/tahun.
- Penghitungan konversi energi pemakaian listrik menggunakan ketentuan Dirjen Kelistrikan Kementerian ESDM (2017), 1 kWh = 0,0036 GJ dan https://www.iea.org/statistics/resources/unit_converter.
- The Guidelines for Organizing the National Greenhouse Gas Inventory – Ministry of Environment 2012 (ref: IPCC 2006), The calorific value of 1 liter Premium = 0.033 GJ/liter/year is used to calculate the energy conversion for fuel usage.
- The provisions of the Director General of Electricity, Ministry of Energy and Mineral Resources (2017), 1 kWh = 0.0036 GJ and https://www.iea.org/statistics/resources/unit_converter are used to calculate the energy conversion for electricity usage.

Untuk penghitungan IKE dengan pendekatan total jumlah konsumsi energi untuk *output* kinerja BEI, selama tahun 2022, diperoleh hasil sebesar 0,02 GJ/transaksi. Nilai tersebut sama dengan nilai tahun 2021 yang mencapai 0,02 GJ/transaksi, sejalan dengan meningkatnya volume transaksi, sehingga pemakaian energi menjadi lebih efisien. [302-3][302-5]

The calculation of IKE using the total energy consumption approach during 2022 showed that IDX performance output was recorded at 0.02 GJ/transaction. The figure is similar with the record in 2021. It is in line with the increase in transaction volume that leads to more efficient energy use. [302-3][302-5]

Nilai Intensitas Konsumsi Energi Berdasarkan Output Kinerja BEI [302-3]

Energy Consumption Intensity Value Based on IDX Performance Output

Sumber Energi Source of Energy	Satuan Unit	Volume		
		2022	2021	2020
Bahan Bakar Minyak Fuel Oil	GJ	742,37	458,22	415,05
Listrik Electricity	GJ	6.303,96	6.622,89	6.614,52
Jumlah Konsumsi Energi Total Energy Consumption	GJ	7.406,33	7.081,11	7.029,57
Volume Transaksi Transaction Volumes	Ribuan Kali Thousand Times	321.332,60	319.821,16	163.937,98
Intensitas Konsumsi Energi Energy Consumption Intensity	GJ/Transaksi GJ/Transaction	0,02	0,02	0,04

Pengendalian Emisi [F.11][F.12]

Emisi GRK bersumber dari penggunaan bahan bakar minyak (BBM) untuk kendaraan operasional, sehingga termasuk Cakupan 1, dan penggunaan listrik yang dipasok PT PLN (Persero) sehingga termasuk Cakupan 2. Selain itu juga terdapat emisi GRK yang bersumber dari perjalanan dinas karyawan menggunakan pesawat udara, sehingga termasuk Cakupan 3. Total volume lepasan emisi GRK tahun 2022 mencapai 1.757.584,05 kg CO₂eq, terdiri dari 52.766,50 kg CO₂eq emisi GRK Cakupan 1, 1.523.456,48 kg CO₂eq emisi GRK Cakupan 2, dan 181.361,07 kg CO₂eq emisi GRK Cakupan 3. Total volume lepasan emisi GRK tahun 2022 lebih tinggi dari tahun 2021 sebesar 2.995,22 kg CO₂eq. Kondisi ini dipengaruhi oleh peningkatan perjalanan dinas dan volume transaksi. Sementara Nilai Intensitas Emisi tahun 2022 tercatat sebesar 5,47 kg CO₂eq/transaksi, lebih rendah dari tahun 2021 sebesar 5,49 kg CO₂eq/transaksi. [305-1][305-2][305-3][305-4]

Emission Control [F.11][F.12]

GHG emissions are sourced from the use of fuel oil (BBM) for operational vehicles, so that it is included in the Scope 1, and the use of electricity supplied by PT PLN (Persero) that it is included in the Scope 2. In addition, employee business air trip also contributes to the GHG emissions and it is included in the Scope 3. In 2022, the total volume of GHG emissions reached 1,757,584.05 kg CO₂eq, consisting of 52,766.50 kg CO₂eq of the Scope 1 GHG emissions, 1,523,456.48 kg CO₂eq of the Scope 2 GHG emissions, and 181,361.07 kg CO₂eq of the Scope 3 GHG emissions. The total volume of GHG emissions released in 2022 was higher than 2021 at 2,995.22 kg CO₂eq. This result was affected by an increase in official travel and transaction volume. Meanwhile, the Emission Intensity Value for 2022 was recorded at 5.47 kg CO₂eq/transaction, lower than 2021 at 5.49 kg CO₂eq/transaction. [305-1][305-2][305-3][305-4]

Jumlah dan Intensitas Emisi GRK (kg CO₂eq) [305-1][305-2][305-3][305-4]

Total and Intensity of GHG Emissions (kg CO₂eq)

Cakupan Scope	Sumber Emisi Emission Source	2022	2021	2020	Δ 2022:2021
					kg CO ₂ eq
Cakupan 1 Scope 1	Bahan Bakar Minyak Fuel Oil	52.766,50	36.101,94	32.700,95	(16.664,56)
Cakupan 2 Scope 2	Listrik Electricity	1.523.456,48	1.718.271,49	1.716.100,59	194.815,01
Cakupan 3 Scope 3	Perjalanan Dinas Business Trip	181.361,07	215,40	Belum Dihitung Not yet Calculated	(181.145,67)
Total Emisi yang Dihasilkan Total Emissions Generated		1.757.584,05	1.754.588,40	1.748.801,54*	(2.995,22)

Cakupan Scope	Sumber Emisi Emission Source	2022	2021	2020	Δ 2022:2021 kg CO ₂ eq
Volume Transaksi (Ribuan Kali) Transaction Volume (Thousand Times)		321.332,60	319.821,16	163.937,98	(1.511,44)
Intensitas Emisi (kg CO ₂ eq/transaksi) Emission Intensity (kg CO ₂ eq/transaction)		5,47	5,49	10,67	0,02

Keterangan | Description:

- Penghitungan emisi GRK Cakupan 1 sesuai Pedoman Teknis Penghitungan *Baseline* Emisi GRK Berbasis Energi, Bappenas, 2014.
- Penghitungan emisi GRK Cakupan 2 sesuai Dirjen EBTKE Kementerian ESDM, *Average grid emission factor* untuk Indonesia 2017 = 0,934 kg CO₂eq/kWh.
- Calculation of Scope 1 GHG emissions is based on the Technical Guidelines for Calculating Baseline GHG Emissions Based on Energy, Bappenas, 2014.
- Calculation of Scope 2 GHG emissions is based on the Director General of EBTKE, Ministry of Energy and Mineral Resources, *Average grid emission factor* for Indonesia 2017 = 0.934 kg CO₂eq/kWh.

*Penyajian kembali informasi | Restatement [2-4]

Selama tahun 2022, kami tidak melakukan pemantauan dan pengukuran emisi zat perusak ozon dan emisi lainnya, termasuk SO₂, NO₂, CO, dan parameter lain yang memengaruhi kualitas udara *ambient*. Namun, sejalan dengan dukungan pada pengendalian kualitas udara, selama tahun 2022, kami melakukan beberapa langkah pendukung: [305-5][305-6][305-7]

- Melakukan uji emisi berkala kendaraan operasional di bengkel-bengkel resmi untuk memastikan kualitas emisi gas buang telah sesuai ambang batas yang ditetapkan Pemerintah Provinsi DKI Jakarta;
- Menerapkan aturan dilarang merokok di seluruh ruangan kantor; serta
- Menerapkan kebersihan kantor secara berkala termasuk menghisap debu.

BEI saat ini telah turut serta sebagai anggota dari United Nations Global Compact (UNGC) – Indonesia Global Compact Network (IGCN), setiap tahunnya UNGC-IGCN bekerja sama dengan Science Based Target initiative (SBTi) menyelenggarakan program Climate Ambition Accelerator (CAA) kepada perusahaan dari seluruh dunia dengan tujuan untuk mencapai pengurangan emisi karbon menjadi *net-zero* pada tahun 2050. Untuk mendukung tujuan tersebut, pada pelaporan tahun 2021 dan 2022 BEI melakukan inisiatif *Assessment* Emisi Karbon, di mana kegiatan ini merupakan kegiatan inventarisasi Gas Rumah Kaca (GRK) secara mendalam mengenai *scope* 1, 2, dan 3 pada cakupan seluruh area perusahaan yaitu *Head Office, Working Room, Data Center*, dan juga 30 Kantor Perwakilan BEI yang tersebar di seluruh Indonesia. Kegiatan ini pun dilaksanakan guna mengkaji kesiapan BEI dalam rangka turut berkomitmen serta penetapan target pengurangan emisi karbon sesuai target SBTi 2 (dua) atau 1,5 (satu setengah) derajat Celsius pada tahun 2050.

Upaya Efisiensi Energi dan Emisi, serta Penggunaan EBT [F.7]

Perseroan melakukan berbagai upaya untuk mengurangi jumlah konsumsi energi dan emisi yang dihasilkan, di antaranya dengan: [302-4][305-5]

- Menerapkan pemakaian jenis bahan bakar minyak ramah lingkungan;
- Mengutamakan barang-barang ramah lingkungan dalam proses pengadaan;

During 2022, we did not monitor and measure emissions of ozone-depleting substances (ODS) and other emissions, including SO₂, NO₂, CO and other parameters that affect ambient air quality. However, to sustain air quality control, during 2022, we took several supporting measures as follows: [305-5][305-6][305-7]

- Conduct periodic emission tests of operational vehicles at official workshops to ensure that the quality of exhaust emissions meets the threshold set by the Provincial Government of DKI Jakarta;
- Implement no smoking rules in all office spaces; as well as
- Implement regular office cleaning, including vacuuming.

IDX is currently taking part as a member of the United Nations Global Compact (UNGC) – Indonesia Global Compact Network (IGCN). The UNGC-IGCN annually collaborates with the Science Based Target initiative (SBTi) to organize the Climate Ambition Accelerator (CAA) program for companies around the world with the aim of achieving a reduction in carbon emissions to net-zero by 2050. To support this goal, in the 2021 and 2022 reports, IDX carried out the Carbon Emission Assessment initiative. The activity is an in-depth Greenhouse Gas (GHG) inventory activity regarding scope 1, 2, and 3 covering all areas of the company, namely Head Office, Working Room, Data Center, as well as 30 IDX Representative Offices spread throughout Indonesia. This activity was also carried out to assess the readiness of IDX to participate in the commitment to and set targets for reducing carbon emissions according to the SBTi target of 2 (two) or 1.5 (one and a half) degrees Celsius in 2050.

Energy and Emission Efficiency Efforts, and Use of EBT [F.7]

The Company has made various attempts to reduce the amount of energy consumption and emissions produced, including by: [302-4][305-5]

- Applying the use of environmentally friendly types of fuel oil;
- Prioritizing environmentally friendly goods in the procurement process;

- Tidak menggunakan pendingin ruangan dan lemari pendingin berbahan *chlorofluorocarbon* (CFC) yang merupakan substansi penipis lapisan ozon (ODS);
 - Mematikan AC dan lampu setelah jam kerja berakhir;
 - Memberikan imbauan kepada karyawan untuk menghemat penggunaan listrik dengan menempelkan poster setiap ruangan;
 - Melakukan pemasangan *light emitting diode* (LED) pada sistem pencahayaan; dan
 - *Monitoring* pemakaian *gasoline* kendaraan operasional berdasarkan liter.
- Not using air conditioners and refrigerators made from chlorofluorocarbons (CFCs), which are ozone layer depleting substances (ODS);
 - Turning off air conditioning and lights after working hours end;
 - Disseminating saving electricity usage campaign by placing campaign posters in each room to employees;
 - Installing light emitting diode (LED) in the lighting system; and
 - Monitoring the use of gasoline for operational vehicles based on liters.

Sampai dengan akhir tahun 2022, BEI belum melakukan pemanfaatan energi baru dan terbarukan (EBT). Namun sejalan dengan bidang usaha BEI, kami juga mendorong perusahaan di bidang EBT untuk tumbuh dan mencari dana di pasar modal.

Until the end of 2022, IDX did not utilize new and renewable energy (EBT). However, in line with IDX's line of business, we also encourage companies in the EBT sector to grow and seek funds in the capital market.




Dukungan Kami pada TPB 13

Our Support to SDG 13

Komitmen Perseroan pada pengelolaan energi dan pengendalian emisi menjadi bentuk dukungan BEI pada upaya bersama pencapaian Tujuan Pembangunan Berkelanjutan (TPB/SDGs), yakni Tujuan 13 sesuai SDGs *Compass* dan Metadata Indikator TPB Kementerian Perencanaan Pembangunan Nasional/Badan Perencanaan Pembangunan Nasional.

IDX is continuously committed to supporting the energy management and emission control by striving to obtain the Sustainable Development Goals (SDGs), namely Goal 13 according to the SDGs Compass and SDG Indicator Metadata of the Ministry of National Development Planning/ National Development Planning Agency.



TPB SDGs	SDGs Compass	Metadata TPB Kementerian PPN/ Bappenas	Dukungan BEI
		SDGs Metadata of the Ministry of National Development Planning/Bappenas	IDX Support
		Target	Pencapaian 2022 2022 Achievements
			Target 2023 dan Strategi 2023 Target and Strategy
13 CLIMATE ACTION	13.2 Integrate climate change measures into national policies, strategies, and planning.	<p>13.2. Mengintegrasikan tindakan antisipasi perubahan iklim ke dalam kebijakan, strategi dan perencanaan nasional.</p> <p>Integrate actions to anticipate climate change into national policies, strategies and plans.</p> <p>Indikator: 13.2.1. Jumlah emisi gas rumah kaca (GRK) per tahun. 13.2.2.(b) Potensi penurunan intensitas emisi gas rumah kaca (GRK).</p> <p>Indicator: 13.2.1. Total greenhouse gas (GHG) emissions per year. 13.2.2.(b) Potential for reducing the intensity of greenhouse gas (GHG) emissions.</p>	<p>BEI telah melakukan inventarisasi sumber emisi GRK dan penghitungan emisi GRK. Total emisi GRK tahun 2022 mencapai 1.757.584,05 kg CO₂eq, lebih rendah dari tahun 2021 sebesar 1.754.588,40 kg CO₂eq.</p> <p>IDX has conducted an inventory of GHG emission sources and GHG emission calculations. Total GHG emissions in 2022 reached 1,757,584.05 kg CO₂eq, lower than 2021 at 1,754,588.40 kg CO₂eq.</p>
			<p>Melanjutkan penghitungan emisi GRK dan menurunkan Intensitas Emisi GRK melalui peningkatan transaksi bursa.</p> <p>Continuing the calculation of GHG emissions and reducing GHG Emission Intensity through increasing stock exchange transactions.</p>

INFORMASI LAIN TERKAIT PENGELOLAAN LINGKUNGAN

OTHER INFORMATION ON ENVIRONMENTAL MANAGEMENT

Pengelolaan Air [F.8]

Air digunakan untuk keperluan domestik dan diperoleh dari pasokan perusahaan air melalui pengelola gedung, sehingga jumlah air yang diambil sama dengan jumlah air yang dipakai. Kami menerapkan kebijakan penghematan pemakaian air dengan menggunakan keran dan meteran air yang dapat membatasi pemakaian air, serta memasang stiker maupun *banner* berisi imbauan untuk menghemat air di toilet area kerja. Total volume pemakaian air pada tahun 2022 mencapai 938 m³ atau 0,938 megaliter, lebih tinggi 61,17% dari tahun 2021 sebesar 0,582 megaliter. [303-1]

Volume Pemakaian Air [303-3][303-5]

Water Usage Volume

Satuan Unit	2022	2021	2020	Δ	
				Volume	%
m ³	938	582	980	356	61,17
Megaliter	0,938	0,582	0,980	0,356	61,17

Seluruh air bekas pakai dialirkan ke unit instalasi pengolahan air limbah (IPAL) yang dioperasikan pengelola gedung. Dengan demikian, Laporan ini tidak menyertakan pengungkapan informasi terkait volume olahan air bekas pakai yang digunakan kembali maupun yang dialirkan ke badan air. [303-2][303-4]

Keanekaragaman Hayati [F.9][F.10]

Wilayah operasi BEI berada di DKI Jakarta dan di kota-kota besar di Indonesia, sehingga tidak ada wilayah operasi yang termasuk maupun berdekatan dengan kawasan dilindungi dan/atau kawasan konservasi. Dengan demikian, kegiatan yang dilaksanakan Perseroan tidak berdampak signifikan terhadap kawasan yang dilindungi maupun kawasan konservasi beserta ekosistem yang ada di dalamnya. Namun demikian, kami tetap memberikan dukungan pada upaya konservasi untuk melindungi keanekaragaman hayati di Indonesia melalui kegiatan-kegiatan yang dijalankan, antara lain:

- Dalam rangkaian IDX CSR Team Building 2022, Perseroan melakukan penanaman 3.000 pohon, yakni 2.400 pohon mahoni dan 600 pohon alpukat di Lereng Gunung Merapi, Kelurahan Harjobinangun.
- Dalam rangka tercapainya 800 emiten yang terdaftar di bursa efek, Perseroan, SRO, dan OJK bekerja sama dengan Benih Baik melakukan penanaman beberapa jenis pohon untuk mencegah abrasi lahan, antara lain:

Water Management [F.8]

Water is used for domestic purposes and is obtained from the supply of the water company through the building management, so that the amount of water taken is equal to the amount of water used. The saving water policy is implemented within the Company by using taps and water meters that can limit water use, as well as placing stickers and banners containing appeals to save water in work area toilets. The total volume of water use in 2022 reached 938 m³ or 0.938 megaliters, 61.17% higher than the previous year at 0.582 megaliters. [303-1]

Used water is streamed to a waste water processing installation unit (IPAL) that is operated by the building management. To that end, this Report does not include information disclosure on used water volume that is reused or restreamed to the water body. [303-2][303-4]

Biodiversity [F.9][F.10]

The operational area of IDX is located in DKI Jakarta and other major cities in Indonesia, so there are no operational areas that are included in or adjacent to protected areas and/or conservation areas. Thus, the Company's activities do not have a significant impact on protected areas or conservation areas and their ecosystems. However, we continue to support conservation efforts to protect biodiversity in Indonesia through the activities carried out, including:

- In IDX CSR Team Building 2022 series, the Company planted 3,000 trees, namely 2,400 mahogany trees and 600 avocado trees on the slopes of Mount Merapi, Harjobinangun Village.
- In order to achieve 800 listed issuers on the stock exchange, the Company, SRO, and OJK collaborated with Benih Baik to plant several types of trees to prevent land abrasion, including:

- Penanaman pohon mangrove sebanyak 800 pohon di Alue Naga, Banda Aceh; 800 pohon di Kawasan Mempawah Mangrove Park, Kecamatan Mempawah Hilir, Kalimantan Barat; 800 pohon di Kawasan Stasiun Riset Bekantan, Pulau Curiak, Kalimantan Selatan; 800 pohon di Kawasan Hutan Masoraian, Kalimantan Tengah; 800 pohon di Kabupaten Donggala, Sulawesi Tengah; serta 800 pohon di Taman Wisata Alam Gunung Meja, Papua Barat.
- Penanaman 800 bibit pohon mangga harum manis di Kelurahan Bello dan Sikumana, Nusa Tenggara Timur.
- Penanaman 800 bibit pohon cemara pantai di wilayah Taman Wisata Alam Pantai Panjang, Bengkulu.
- Penanaman 800 bibit pohon durian bawor di Desa Karang Kemiri, Kabupaten Banyumas, Jawa Tengah.
- 800 bibit pohon durian di Keckeran, Bali.
- 800 bibit pohon mahoni dan pulai di Desa Tualang, Kabupaten Siak, Riau.
- 800 bibit pohon matoa di kawasan wilayah Sembalun Lawang, Nusa Tenggara Barat.
- 800 bibit pohon trembesi di Sampang, Jawa Timur.
- Planting of 800 mangrove trees in Alue Naga, Banda Aceh; 800 trees in the Mempawah Mangrove Park area, Mempawah Hilir District, West Kalimantan; 800 trees in the Proboscis Monkey Research Station Area, Curiak Island, South Kalimantan; 800 trees in the Masoraian Forest Area, Central Kalimantan; 800 trees in Donggala Regency, Central Sulawesi; and 800 trees in the Gunung Meja Nature Park, West Papua.
- Planting of 800 harumanis mango tree seedlings in Bello and Sikumana Villages, East Nusa Tenggara.
- Planting of 800 beach cypress trees in the area of Pantai Panjang Nature Park, Bengkulu.
- Planting of 800 bawor durian tree seedlings in Karang Kemiri Village, Banyumas Regency, Central Java.
- 800 durian tree seedlings in Keckeran, Bali.
- 800 mahogany and pulai tree seedlings in Tualang Village, Siak Regency, Riau.
- 800 matoa tree seedlings in the Sembalun Lawang area, West Nusa Tenggara.
- 800 trembesi tree seedlings in Sampang, East Java.

Pengelolaan Limbah [F.13][F.14][F.15]

Pengelolaan limbah di Perseroan dilakukan berdasarkan jenisnya, baik dilakukan sendiri maupun dengan melibatkan pihak ketiga berizin, sehingga selama tahun 2022, tidak ada peristiwa tumpahan cairan mengandung B3. Jenis limbah yang ditimbulkan dari kegiatan Perseroan selama tahun 2022 terdiri atas: [306-1][306-2]

- **Limbah mengandung bahan berbahaya dan beracun (B3)**, terdiri atas peralatan elektronik bekas pakai sesuai Peraturan Pemerintah No. 27 Tahun 2020 tentang Pengelolaan Sampah Spesifik (PPSS), dan aki bekas kendaraan operasional;
- **Limbah non-B3**, terdiri dari sampah organik basah yang berasal dari kegiatan domestik karyawan, dan sampah anorganik kering yakni kertas bekas pakai dari kegiatan operasional.

Waste Management [F.13][F.14][F.15]

The Company's waste management is implemented based on its type. The Company can manage it independently or involves a licensed third party. During 2022, there was no spills of liquid containing toxic and hazardous waste. In 2022, the Company's activities produced the following types of waste: [306-1][306-2]

- **Waste contains hazardous and toxic materials (B3)**, consist of used electronic equipment according to Government Regulation No. 27 of 2020 concerning the Specific Waste Management (PPSS), and used operational vehicle batteries;
- **Non-B3 waste**, consists of wet organic waste originating from employees' domestic activities, and dry inorganic waste, namely used paper from operational activities.

Jenis, Volume, dan Metode Pengelolaan Limbah [306-3]

Type, Volume and Method of Waste Management

Jenis Limbah Type of Waste	Satuan Unit	Volume			Metode Pengelolaan Management Method
		2022	2021	2020	
Limbah B3 B3 Waste					
Total Limbah B3 (Elektronik Bekas atau Tinta Bekas Printer) Total B3 Waste (Used Electronic Waste or Used Printer Ink)	kg	460	20	-	Diberikan kepada pihak ketiga (pengelola gedung) Distributed to the third party (building management)
Limbah Non-B3 Non-B3 Waste					
Organik (Basah) Organic (Wet)	kg	58.260	20.220	5.620	Diberikan kepada pihak ketiga (pengelola gedung) Distributed to the third party (building management)
Anorganik (Kertas dan Plastik) Anorganic (Paper and Plastic)	kg	15.120	10.520	17.460	

Pengaduan terkait Dampak Lingkungan [F.16]

Selama periode pelaporan, tidak ada pengaduan terhadap BEI yang berkaitan dengan dampak lingkungan maupun sanksi terkait dugaan ketidakpatuhan terhadap undang-undang dan peraturan tentang lingkungan.

Complaint regarding the Environmental Impact [F.16]

During the reporting period, the Company did not receive any complaint related to the environmental impact or sanction related to the alleged disobedience to the applicable rules and regulations of environment.



DUKUNGAN PADA PELAPORAN TCFD

SUPPORT TO TCFD REPORTING

Pada periode pelaporan, BEI bersama CDP selaku organisasi nirlaba internasional yang menjalankan sistem pelaporan lingkungan global, telah menandatangani nota kesepahaman untuk menstimulasi pelaporan yang sejalan dengan Task Force on Climate-related Financial Disclosures (TCFD) di Indonesia. Kerja sama ini diharapkan bisa memberikan kesempatan bagi kedua belah pihak untuk memahami lebih lanjut mengenai manfaat dan pentingnya pelaporan lingkungan, sebagai sumber informasi yang akuntabel bagi pengambil keputusan untuk mengambil tindakan lebih lanjut, sekaligus membantu proses pencatatan serta pemantauan dari perkembangannya.

Sebagai tindak lanjut atas kerja sama tersebut, BEI dan CDP akan menyediakan kegiatan peningkatan kapasitas pelaporan lingkungan untuk Industri Keuangan Non-Bank (IKNB), termasuk manajer investasi, dana pensiun, dan asuransi terkait pengelolaan risiko perubahan iklim dan upaya pencapaian target nol emisi. BEI juga akan menyediakan data perusahaan yang telah melaporkan ke CDP, dan membangun kapasitas staf BEI dalam pengukuran serta pelaporan informasi terkait iklim dalam rangka memfasilitasi pelaporan perubahan iklim.

During the reporting period, IDX and CDP, as international non-profit organizations that operate a global environmental reporting system, signed a memorandum of understanding to stimulate reporting that is in line with the Task Force on Climate-related Financial Disclosures (TCFD) in Indonesia. This collaboration is expected to provide an opportunity for both parties to understand more about the benefits and importance of environmental reporting, as an accountable source of information for decision makers to take further action, as well as assist the process of recording and monitoring progress.

As a follow-up to this collaboration, IDX and CDP will provide environmental reporting capacity building activities for the Non-Bank Financial Industry (IKNB), including investment managers, pension funds and insurance related to climate change risk management and efforts to achieve the zero-emission target. IDX will also provide data on companies that have reported to CDP, and build the capacity of IDX staff in measuring and reporting climate-related information in order to facilitate climate change reporting.





IDX

Indonesia Stock Exchange

member of **wfe** WORLD FEDERATION
OF EXCHANGES

Pengelolaan Sosial

Social Management

Penerapan praktik-praktik keberlanjutan dalam pengelolaan sosial yang dijalankan PT Bursa Efek Indonesia (BEI) selama periode pelaporan, diutamakan pada peningkatan kompetensi karyawan melalui pendidikan, pelatihan dan edukasi. Kami juga berkomitmen menghilangkan segala bentuk diskriminasi dalam bekerja dan terhadap pekerja, serta meningkatkan pelaksanaan literasi keuangan sehingga masyarakat terhindar dari segala bentuk investasi ilegal.

The implementation of sustainable practices in social management carried out by Indonesia Stock Exchange (IDX) during the reporting period prioritizes employee competence improvement through education, training and education. We are also committed to eliminating all forms of discrimination at work and against workers, as well as increasing the implementation of financial literacy, so that people are protected from all forms of illegal investment.



02



PELATIHAN DAN PENDIDIKAN [F.22]

TRAINING AND EDUCATION

Setiap tahunnya, BEI menyelenggarakan kegiatan pelatihan, pengembangan, dan edukasi terhadap karyawan guna meningkatkan kompetensi serta keahlian mereka. Kegiatan yang dilaksanakan pada tahun 2022 mencakup pengembangan kompetensi teknis dan perilaku (*behavioral* dan *technical competency*) dengan dua pendekatan, yaitu: [404-2]

1. Pembelajaran melalui Edukasi (*Learning through Education*).

Kegiatan meliputi *public training*, program sertifikasi, *inhouse training & program*, program pengembangan bahasa asing, pemberian beasiswa dan bantuan pendidikan bagi karyawan yang melanjutkan pendidikan ke jenjang yang lebih tinggi, serta *e-Learning*. Sebagai bentuk dukungan untuk kegiatan tersebut, pada tahun 2022, BEI telah mengalokasikan biaya sebesar Rp6.525.717.524. Secara keseluruhan, jumlah jam kegiatan mencapai 25.394 jam dan peserta 1.206 orang. [404-1]

Every year, IDX organizes training, development and education activities for employees to improve their competence and expertise. In 2022, the Company carried out the following technical and behavioral competence development with two approaches, namely: [404-2]

1. Learning through Education.

These activities include public training, certification programs, in-house training & programs, foreign language development programs, scholarships and educational assistance for employees who continue their education to a higher level, as well as e-Learning. To support these activities, in 2022, IDX allocated funds of Rp6,525,717,524. Overall, the duration of learning through education activities reached 25,394 hours and were attended by 1,206 participants. [404-1]

Realisasi Kegiatan Pendidikan dan Pelatihan Tahun 2022 [404-1]

Realization of Education and Training Activity in 2022

Jenis Pelatihan dan Pendidikan Type of Training and Education	2022		2021		2020	
	Jumlah Peserta (Orang) Number of Participants (People)	Total Jam Pelatihan (Jam) Total Hours of Training (Hours)	Jumlah Peserta (Orang) Number of Participants (People)	Total Jam Pelatihan (Jam) Total Hours of Training (Hours)	Jumlah Peserta (Orang) Number of Participants (People)	Total Jam Pelatihan (Jam) Total Hours of Training (Hours)
Public Training - Employee	171	3.236	257	1.101	208	4.960
InHouse Training - Employee	363	17.998	559	18.463	431	27.399
Online Learning	555	2.997	573	4.475	-	-
Leadership Development Program (LDP)	117	1.163	202	2.940	175	3.986
Jumlah Total	1.206	25.394	1.591	26.979	814	36.345

Realisasi Beasiswa dan Bantuan Pendidikan kepada Karyawan

Realization of Scholarship and Education Assistance for Employees

Jenis Kegiatan Type of Activity	Jumlah Kegiatan Total Activity	Jumlah Peserta (Orang) Total Participant (People)	Biaya Cost
Beasiswa Scholarship	2 kali pembukaan pada April dan November 2 openings on April and November	40	Rp682.706.400
Bantuan Pendidikan Education Assistance			Rp358.814.448
Jumlah Total		40	Rp1.041.520.848

Rata-rata Jam Pelatihan per Karyawan [404-1]

Average Training Hours per Employee

Keterangan Description	Satuan Unit	2022	2021	2020
<i>Public Training - Employee</i>	Jam/Karyawan Hours/Employee	18,92	4,23	23,84
<i>In House Training - Employee</i>	Jam/Karyawan Hours/Employee	49,58	33,03	63,57
<i>Online Learning</i>	Jam/Karyawan Hours/Employee	5,4	7,81	-
<i>Leadership Development (LDP)</i>	Jam/Karyawan Hours/Employee	9,94	14,55	22,78

2. Pembelajaran melalui Pengalaman & Paparan

Kegiatan meliputi *sharing session* (baik level korporat, direktorat, divisi, ataupun lintas divisi) dan *benchmarking* atau kunjungan ke perusahaan lain, baik dalam maupun luar negeri. Pada tahun 2022, BEI melaksanakan 10 kali *sharing session* dengan beberapa topik, seperti *data privacy*; undang-undang pasar uang dan valas; literasi investasi; ESG investing; *carbon trading*, pengenalan NFT, DeFi, dan *Metaverse*; serta *mental health*. Selain pembicara internal, *sharing session* juga menghadirkan narasumber eksternal yang memiliki keahlian di bidangnya.

Selain kepada karyawan aktif, BEI juga memiliki kegiatan pelatihan untuk karyawan yang akan pensiun. Pelatihan ditujukan untuk menyiapkan dan memberikan pembekalan kepada karyawan yang akan pensiun, baik dari sisi persiapan psikologis, finansial, dan kesehatan, agar mereka tetap dapat melakukan kegiatan secara produktif meski tak lagi bekerja sebagai karyawan BEI. Secara umum, kategori karyawan yang pensiun dibagi menjadi dua, yaitu "50 Rocks" yang merupakan karyawan dengan usia 50 tahun ke atas serta "2 Years to Perfection" yang merupakan karyawan yang akan memasuki usia pensiun untuk 2 tahun ke depan. Sepanjang tahun 2022, dilaksanakan program pembekalan pensiun melalui *public training* dan juga program *in-house Ready to Retire* bagi karyawan 50 Rocks dan 2 Years to Perfection. Adapun pelaksanaan Program *Ready to Retire* merupakan bagian dari 2 Years to Perfection, terdiri dari aktivitas *business visit* dan *sharing session* yang bertujuan untuk memberikan *insight* terkait beberapa kegiatan yang dapat dilakukan karyawan setelah pensiun. [404-2]

2. Learning through Experience & Exposure

Activities include sharing sessions (both corporate, directorate, divisional or cross-divisional levels) and benchmarking or visits to other companies, both domestic and overseas. In 2022, IDX held 10 sharing sessions on several topics, such as data privacy; money market and foreign exchange laws; investment literacy; ESG investing; carbon trading, introduction of NFT, DeFi, and Metaverse; as well as mental health. Apart from internal speakers, the sharing session also presented external speakers who have expertise in their fields.

IDX also provides training activities not only for active employees, but also for employees who are about to retire. The Company provides psychological, financial and health preparation training for the employees in the retirement period. The training is expected to make the employees productive, despite entering the retirement period. In general, the categories of employees who are retiring are divided into two, namely "50 Rocks" who are employees aged 50 years old and over and "2 Years to Perfection" consisting of employees who will enter retirement period for the next 2 years. Throughout 2022, a retirement provisioning program was implemented through public training as well as an in-house Ready to Retire program for 50 Rocks and 2 Years to Perfection employees. The implementation of the Ready to Retire Program is part of 2 Years to Perfection, consisting of business visit activities and sharing sessions, which aim to provide insight regarding several activities that employees can carry out after retirement. [404-2]

KEBERAGAMAN DAN KESETARAAN KESEMPATAN [F.18]

DIVERSITY AND EQUAL OPPORTUNITY

BEI tidak membedakan perlakuan terhadap pekerja maupun dalam bekerja berdasarkan gender, suku, agama, ras, pandangan politik, maupun hal-hal diskriminatif lainnya. Kami juga menjunjung tinggi keberagaman dan memahami hal tersebut sebagai kekayaan Indonesia. Perseroan memberikan kesempatan setara kepada setiap individu untuk bekerja dan membangun karier di BEI. Komitmen BEI mendukung keberagaman dan kesetaraan kesempatan termasuk dalam Pedoman Perilaku Karyawan. Perseroan juga memiliki program kesetaraan gender yang diinisiasi Direktorat KSU dan Divisi SDM, serta bergabung dengan Indonesia Business Coalition for Women Empowerment (IBCWE).

Pada tahun 2022, Perseroan memiliki komposisi manajemen yang memperlihatkan keberagaman, di antaranya berdasarkan gender dan kelompok usia. Jumlah perempuan yang menjabat sebagai Direksi ada 1 orang perempuan atau 14,28% dari total anggota Direksi. Sementara jumlah perempuan yang menduduki jabatan di level manajemen setingkat Specialist ke atas mencapai 75 orang atau 39,47% dari total pejabat perusahaan pada level tersebut. Sejalan dengan komitmen pada kesetaraan, BEI menerapkan kebijakan remunerasi dengan rasio gaji pokok 1:1 untuk karyawan pria dan wanita pada jabatan yang sama. Melalui penerapan ini, Perseroan telah dapat meminimalkan kesenjangan upah di antara karyawan pria dan wanita (*gender payment gap*). [405-1][405-2]

IDX treats all employees equally, regardless of their gender, ethnicity, religion, race, political views, or any other discriminatory factors. We highly value diversity and consider it as one of Indonesia's greatest assets. The company provides equal opportunities for every individual to work and build a career at IDX. IDX is committed to supporting diversity and equal opportunities, which is reflected in our Employee Code of Conduct. The company also has a gender equality program initiated by the KSU Directorate and HR Division, and has joined the Indonesia Business Coalition for Women Empowerment (IBCWE).

In 2022, the company had a diverse management composition, including based on gender and age groups. There was one female director or 14.28% of the total members of the Board of Directors. Meanwhile, the number of women occupying positions at the Specialist level and above was 75 or 39.47% of the total company officials at that level. In line with our commitment to equality, IDX implements a remuneration policy with a 1:1 basic salary ratio for male and female employees in the same position. Through this implementation, the company has been able to minimize the gender payment gap and reduce wage disparities between male and female employees. [405-1][405-2]

Keberagaman Komposisi Manajemen BEI Tahun 2022 Berdasarkan Gender dan Kelompok Usia [405-1]

Diversity of IDX's Management Composition in 2022 Based on Gender and Age Groups

Rentang Usia (Tahun) Age Range (Years Old)	2022		2021		2020	
	Pria Male	Wanita Female	Pria Male	Wanita Female	Pria Male	Wanita Female
Dewan Komisaris dan Direksi Board of Commissioners and Board of Directors						
<30	0	0	0	0	0	0
30-40	0	0	0	0	0	0
>40	11	1	11	1	11	1
Subtotal	11	1	11	1	11	1

Rentang Usia (Tahun) Age Range (Years Old)	2022		2021		2020	
	Pria Male	Wanita Female	Pria Male	Wanita Female	Pria Male	Wanita Female
Kepala Divisi, Kepala Unit, dan Kepala Kantor Head of Division, Head of Unit, and Head of Representative Office						
<30	2	0	2	1	0	2
30-40	50	19	56	21	51	19
>40	39	26	36	24	37	22
Subtotal	91	45	94	46	88	43
Advisor, Expert, Specialist, Staff, & Non-Staff						
<30	90	103	90	93	91	98
30-40	114	81	107	82	95	72
>40	35	26	49	25	59	26
Subtotal	239	210	246	200	245	196
Jumlah Total	341	256	351	247	344	240

BEI terus melakukan sosialisasi terkait kesetaraan gender dan keberagaman, baik di lingkungan internal Perseroan maupun kepada pihak-pihak eksternal terutama di pasar modal. Beberapa kegiatan yang dijalankan pada tahun 2022, di antaranya:

- *Gender Bias Awareness Training.*
- *Gender Equality Training and Survey.*
- Dalam rangka memperingati Hari Perempuan Internasional, Perseroan bersama dengan Indonesia Global Compact Network (IGCN), Program WeEmpowerAsia UN Women yang didanai oleh Uni Eropa, Indonesia Business Coalition for Women Empowerment (IBCWE), serta International Finance Corporation (IFC) menyelenggarakan acara *Ring the Bell for Gender Equality* yang ketiga di Indonesia dengan tema "*Gender Equality Today for a Sustainable Tomorrow*". Adapun kegiatan ini bertujuan untuk meningkatkan kesadaran akan kesetaraan gender.

Pada periode pelaporan, Perseroan juga melakukan promosi jabatan kepada 12 karyawan, terdiri dari 3 wanita (25%) dan 9 pria (75%). Promosi jabatan diberikan berdasarkan pertimbangan hasil penilaian kinerja yang dilakukan terhadap seluruh (100%) karyawan, kompetensi dan keahlian masing-masing karyawan, serta mengabaikan latar belakang gender, suku, agama, ras, afiliasi politik, maupun hal-hal lain yang bersifat diskriminatif. [404-3]

IDX continues to promote gender equality and diversity both within the company and to external parties, particularly in the capital market. Some of the activities carried out in 2022 include:

- Gender Bias Awareness Training.
- Gender Equality Training and Survey.
- In commemoration of International Women's Day, the Company, along with the Indonesia Global Compact Network (IGCN), WeEmpowerAsia UN Women program funded by the European Union, Indonesia Business Coalition for Women Empowerment (IBCWE), and the International Finance Corporation (IFC), held the third Ring the Bell for Gender Equality event in Indonesia with the theme "Gender Equality Today for a Sustainable Tomorrow". The event aimed to increase awareness of gender equality.

During the reporting period, the Company also promoted 12 employees, consisting of 3 female (25%) and 9 male (75%). Promotions were given based on performance evaluations conducted on all employees (100%), as well as their respective competencies and skills, while disregarding their gender, ethnicity, religion, race, political affiliation, and any other discriminatory factors. [404-3]



Dukungan Kami pada TPB 5

Our Support for SDG 5

Komitmen Perseroan pada keberagaman dan kesetaraan menjadi bentuk dukungan BEI pada upaya bersama pencapaian Tujuan Pembangunan Berkelanjutan (TPB/SDGs), yakni Tujuan 5 sesuai SDGs Compass dan Metadata Indikator TPB Kementerian Perencanaan Pembangunan Nasional/Badan Perencanaan Pembangunan Nasional.

The Company's commitment to diversity and equality is a form of support for IDX's joint efforts in achieving Sustainable Development Goals (SDGs), specifically Goal 5 according to SDGs Compass and Metadata Indicators for SDGs of the Ministry of National Development Planning/ The National Development Planning Agency.



TPB SDGs	SDGs Compass	Metadata TPB Kementerian PPN/ Bappenas	Dukungan BEI IDX Support
		SDGs Metadata of the Ministry of National Development Planning/Bappenas	
		Target	Pencapaian 2022 2022 Achievements
			Target 2023 dan Strategi 2023 Target and Strategy
<p>5.5 Ensure women's full and effective participation and equal opportunities for leadership at all levels of decision-making in political, economic, and public life.</p>	<p>5.5. Menjamin partisipasi penuh dan efektif, dan kesempatan yang sama bagi perempuan untuk memimpin di semua tingkat pengambilan keputusan dalam kehidupan politik, ekonomi, dan masyarakat.</p> <p>5.5 Ensure women's full and effective participation and equal opportunities for leadership at all levels of decision-making in political, economic, and public life.</p> <p>Indikator 5.5.2. Proporsi perempuan yang berada di posisi manajerial.</p> <p>Indicator 5.5.2. Proportion of women in managerial positions.</p>	<ul style="list-style-type: none"> Jumlah anggota Direksi perempuan sebanyak 1 orang atau 14,28% dari jumlah anggota Direksi. Jumlah perempuan yang menduduki jabatan di manajemen Perseroan ada 45 orang atau 33,08% dari total pejabat Perseroan. <p>The number of female members of the Board of Directors is 1 person or 14.28% of the total number of Board members.</p> <p>The number of female holding positions in the management of the Company is 45 people or 33.08% of the total officials of the Company.</p>	<p>Meningkatkan jumlah perempuan dalam struktur jabatan di manajemen BEI, melalui kesetaraan kesempatan berdasarkan hasil penilaian kinerja.</p> <p>We aim to increase the number of women in management positions at IDX through equal opportunities based on performance evaluations.</p>

LITERASI KEUANGAN [F.18]

FINANCIAL LITERACY



BEI berkomitmen meningkatkan literasi keuangan pasar modal, karena secara tidak langsung turut mempengaruhi kesinambungan usaha di masa mendatang. Literasi keuangan juga akan membantu pemangku kepentingan yang ingin menanamkan modal, terhindar dari praktik-praktik investasi ilegal. Berdasarkan Survei Nasional Literasi dan Inklusi Keuangan (SNLIK) 2022, diketahui Indeks Literasi Keuangan di pasar modal mencapai 4,11%, turun dari periode 2019 sebesar 4,97%. Hal ini menjadi perhatian BEI dengan melakukan berbagai kegiatan melalui program Sekolah Pasar Modal (SPM), untuk meningkatkan literasi keuangan sepanjang tahun 2022.

IDX is committed to increasing capital market financial literacy, because it indirectly influences business continuity in the future. The financial literacy will also help stakeholders who want to invest, avoid illegal investment practices. Based on the 2022 National Financial Literacy and Inclusion Survey (SNLIK), the Financial Literacy Index in the capital market reached 4.11%, a decrease from the 2019 period of 4.97%. IDX has concerned with the issue, thus it carries out various activities through the Capital Market School (SPM) program to increase financial literacy throughout 2022.

Indeks Literasi Keuangan Pasar Modal Berdasarkan SNLIK 2022 Capital Market Financial Literacy Index Based on SNLIK 2022	2022	2019
	4,11	4,97
Indeks Inklusi Keuangan Pasar Modal Berdasarkan SNLIK 2022 Capital Market Financial Inclusion Index Based on SNLIK 2022	2022	2019
	5,19	1,55

*SNLIK dilaksanakan setiap 3 tahun sekali.
 *SNLIK is conducted every three years.

Dalam hal pencapaian inklusi keuangan, BEI mencatatkan pencapaian cukup baik. Sesuai SNLIK 2022, tingkat inklusi keuangan di pasar modal meningkat dari 1,55% tahun 2019

In terms of achieving financial inclusion, IDX registered quite good achievements. According to SNLIK 2022, the level of financial inclusion in the capital market has increased from 1.55%

menjadi 5,19%. Berdasarkan *single investor identification* (SID), jumlah investor mencapai 10.311.152, dengan investor lokal menempati porsi 99,78%. Jumlah tersebut meningkat 33,53% dari akhir tahun 2021 yang mencapai 7.489.337.

in 2019 to 5.19%. Based on the single investor identification (SID), the number of investors reached 10,311,152, with local investors occupying 99.78%. This number increased by 33.53% compared to the end of 2021 at 7,489,337.

Jumlah Investor BEI Berdasarkan SID

Total IDX Investor Based on SID

Investor Investor	2022	2021	2020
Institusi Domestik Domestic Institution	22.655	20.140	17.865
Institusi Asing Foreign Institution	15.332	14.873	14.615
Individu Domestik Domestic Individual	10.253.875	7.439.326	3.835.218
Individu Asing Foreign Individual	19.290	14.998	13.055
Jumlah Total	10.311.152	7.489.337	3.880.753

Untuk meningkatkan literasi keuangan dan inklusi keuangan, selama tahun 2022, BEI melakukan berbagai kegiatan yang melibatkan berbagai lapisan masyarakat. Kegiatan yang dilaksanakan meliputi kegiatan tatap muka dan digital.

In order to increase financial literacy and financial inclusion, during 2022, IDX carried out various activities involving various levels of society. The activities include face-to-face and digital activities.

Jumlah Kegiatan Literasi dan Inklusi Keuangan yang Berkelanjutan Tahun 2022

Number of Sustainable Financial Literacy and Inclusion Activities in 2022

Jenis Kegiatan (Reguler dan Syariah) Types of Activities (Regular and Sharia)	Kegiatan Edukasi Tatap Muka Type of Face-to-face Education			Kegiatan Edukasi Digital Type of Digital Education			Total Kegiatan Edukasi Total of Education Activity		
	Jumlah Kegiatan	Jumlah Peserta	Jumlah Inklusi	Jumlah Kegiatan	Jumlah Peserta	Jumlah Inklusi	Jumlah Kegiatan	Jumlah Peserta	Jumlah Inklusi
	Total Activity	Total Participant	Total Inclusion	Total Activity	Total Participant	Total Inclusion	Total Activity	Total Participant	Total Inclusion
Kegiatan Literasi Literacy Activity	1.121	100.947	17.134	2.433	1.187.804	18.311	3.554	1.288.751	35.445
Kegiatan Inklusi Inclusion Activity	1.088	51.856	43.450	1.958	81.260	61.932	3.046	133.116	105.382
Kegiatan Aktivasi Activation Activity	935	32.236	-	4.197	349.507	-	5.132	381.743	-
Kegiatan Pendalaman Pasar Modal Capital Market In-depth Examination Activity	61	2.741	-	239	15.507	-	300	18.248	-
Jumlah Total	3.205	187.780	60.584	8.827	1.634.078	80.243	12.032	1.821.858	140.827

Sekolah Pasar Modal

Sekolah Pasar Modal (SPM) adalah program edukasi dan sosialisasi pasar modal yang diselenggarakan BEI secara berkala. Jenis Sekolah Pasar Modal yang diselenggarakan adalah SPM Reguler (SPM Rutin dan SPM Syariah), serta SPM *Online*. Dalam menyelenggarakan SPM *Online*, BEI bekerja sama dengan The Indonesia Capital Market Institute (TICMI). Seluruh masyarakat umum dapat menjadi peserta

Capital Market School

Capital Market School (SPM) is a capital market education and dissemination program regularly held by IDX. The types of Capital Market Schools include Regular SPM (Routine SPM and Sharia SPM), as well as Online SPM. In organizing Online SPM, IDX collaborates with The Indonesia Capital Market Institute (TICMI). The entire general public can become SPM participants if they

SPM apabila telah melakukan pendaftaran sesuai dengan syarat dan ketentuan yang berlaku. BEI menyediakan Sekolah Pasar Modal (SPM) Reguler dan Syariah dalam berbagai level (level 1, 2, dan lanjutan) yang bekerja sama dengan Perusahaan Sekuritas, Manajer Investasi, dan *stakeholders* pasar modal lainnya.

have registered in accordance with the terms and conditions that apply. IDX provides Regular and Sharia Capital Market Schools (SPM) at various levels (level 1, 2, and advanced) in collaboration with Securities Companies, Investment Managers, and other capital market stakeholders.

Level 1 (Inklusi) Level 1 (Inclusion)	Level 1 Syariah (Inklusi) Level 1 Sharia (Inclusion)	Level 2 (Aktivasi) Level 2 (Activation)	Level Lanjutan (Pendalaman Produk/ Layanan Pasar Modal) Advanced Level (In-Depth on Capital Market Products/Services)
<ul style="list-style-type: none"> Untuk masyarakat umum/ calon investor Penjelasan tentang investasi di pasar modal Indonesia & saham, kartu identitas investor, serta pembukaan rekening saham For the general public/prospective investors Explanation about investing in the Indonesian capital market & stocks, investor identity cards, and opening a stock account 	<ul style="list-style-type: none"> Untuk masyarakat umum/ calon investor Investasi Syariah di Pasar Modal dan mekanisme transaksi saham Syariah dengan menggunakan <i>Sharia Online Trading System (SOTS)</i> Landasan Fiqih Investasi di Pasar Modal For the general public/prospective investors Sharia Investment in the Capital Market and Sharia stock transaction mechanism using the Sharia Online Trading System (SOTS) Fundamentals of Investment Fiqh in the Capital Market 	<ul style="list-style-type: none"> Untuk Investor/peserta SPM Level 1/investor pemula Analisa fundamental & teknikal, cara berinvestasi saham, simulasi transaksi saham For investors/participants of SPM Level 1/beginner investors Fundamental & technical analysis, how to invest in stocks, simulating stock transactions 	<ul style="list-style-type: none"> Untuk Investor Penjelasan dan pengenalan ETF, e-IPO, dan Derivatif Pasar Modal Indonesia For Investors Explanation and introduction to ETFs, e-IPOs, and Indonesian Capital Market Derivatives

Sampai dengan akhir tahun 2022, realisasi kegiatan Sekolah Pasar Modal meliputi 2.807 SPM Level 1 Reguler, 382 SPM Syariah, 4 SPM *Online*, serta 2.112 kegiatan SPM Level 2 dan Lanjutan. Total peserta SPM Level 1 dan SPM *Online* mencapai 111.973 peserta, total peserta SPM Syariah mencapai 54.611 peserta, serta total peserta untuk SPM Level 2 dan Lanjutan mencapai 92.327 peserta. Sepanjang tahun 2022, terdapat total 6 perusahaan tercatat yang mengikuti rangkaian kegiatan SPM terdiri dari SPM Level 1 kepada 4 perusahaan tercatat (BBCA, BBNI, BBRI, dan WOMF) dengan 60 kegiatan dan 2.611 peserta serta SPM Level 2 kepada 2 perusahaan tercatat (BBCA dan TLKM) dengan 4 kegiatan dan 219 peserta.

Until the end of 2022, the Capital Market School activities include 2,807 Level 1 Regular SPM, 382 Sharia SPM, 4 Online SPM, as well as 2,112 Level 2 and Advanced activities. The total participants for SPM Level 1 and SPM Online reached 111,973 participants, while SPM Syariah were attended by 54,611 participants, the total participants for MSS Level 2 and Advanced reached 92,327 participants. Throughout 2022, there were a total of 6 listed companies participating in a series of SPM activities consisting of Level 1 SPM for 4 listed companies (BBCA, BBNI, BBRI, and WOMF) with 60 activities and 2,611 participants and Level 2 SPM for 2 listed companies (BBCA and TLKM) with 4 activities and 219 participants.

Realisasi Kegiatan Pasar Modal (Reguler dan Syariah)

Realisasi Kegiatan Pasar Modal (Reguler dan Syariah)

Kelas Class	Jumlah Kegiatan dan Peserta Number of Activities and Participants					
	2022		2021		2020	
	Kegiatan Activity	Peserta Participant	Kegiatan Activity	Individu Individual	Kegiatan Activity	Individu Individual
SPM Level 1 SPM Level 1	3.042	132.532	2.649	108.322	2.107	72.730
SPM <i>Online</i>	4	584	10	2.267	12	3.434
SPM Level 2 dan SPM Lanjutan SPM Level 2 and Advanced SPM	2.156	98.827	1.653	125.652	1.478	109.555

INFORMASI LAIN TERKAIT PENGELOLAAN SOSIAL

OTHER INFORMATION RELATED TO SOCIAL MANAGEMENT

Komitmen Layanan Setara atas Produk kepada Konsumen [F.17]

Perseroan terus memberikan perhatian dan komitmen terhadap peningkatan kualitas pelayanan kepada pelanggan. Kualitas layanan merupakan salah satu faktor yang berpengaruh terhadap kepuasan pelanggan. Hal ini mendorong Perseroan untuk memberikan layanan terbaik dan setara kepada seluruh pelanggan. Kebijakan pelayanan kebusaan terhadap pemangku kepentingan khususnya pelanggan senantiasa ditingkatkan dari tahun ke tahun dan diterapkan dalam bentuk peningkatan pelayanan kepada pelanggan, ketersediaan informasi tentang layanan yang ditawarkan, hingga penanganan pengaduan konsumen dan upaya penyelesaiannya. *Service Excellence*, senantiasa memberikan pelayanan terbaik bagi *stakeholder*, juga merupakan salah satu nilai-nilai perusahaan ('S' pada 'TIPS': *Teamwork-Integrity-Professionalism-Service Excellence*).

Tenaga Kerja Anak dan Tenaga Kerja Paksa [F.19]

Sesuai ketentuan dalam Undang-Undang No.13 Tahun 2003 tentang Ketenagakerjaan, BEI tidak mempekerjakan karyawan yang berusia di bawah 18 tahun yang dikategorikan sebagai pekerja anak. Perseroan juga mengatur jam kerja sesuai UU Ketenagakerjaan, dan memberikan kesempatan istirahat kepada pekerja, sehingga tidak ada tenaga kerja paksa atau pemaksaan bekerja. Sesuai Peraturan Perusahaan, BEI memberikan imbal jasa untuk setiap kelebihan jam kerja karyawan (upah lembur).

Imbal Jasa Pekerjaan dan Perbandingan terhadap UMR [F.20]

Ketentuan imbal jasa pekerjaan untuk karyawan BEI diatur dalam Peraturan Perusahaan, dan pelaksanaannya diawasi Direktur Keuangan dan SDM di bawah supervisi Komite Remunerasi. Setiap tahun kami melakukan tinjauan atas gaji karyawan dengan mempertimbangkan antara lain, *employee grade*, posisi gaji di pasar, upah minimum regional (UMR) yang ditetapkan pemerintah, inflasi, dan kondisi keuangan perusahaan. Secara keseluruhan besaran imbal jasa pekerjaan terendah yang diterima karyawan BEI pada tahun 2022, masih lebih tinggi dari UMR yang ditetapkan pemerintah daerah pada masing-masing wilayah. Persentase terendah nilai imbal jasa pekerjaan karyawan BEI terhadap UMR mencapai 100% untuk Kota Jakarta Selatan dan tertinggi sebesar 315% untuk Kota Semarang.

Commitment to Equal Service for Products to Customers [F.17]

The Company continues to pay attention and commit to improving the quality of service to customers. Service quality is one of the factors that affect customer satisfaction. This has encouraged the Company to provide the best and equal service to all customers. Exchange service policies towards stakeholders, especially customers, are constantly being improved from year to year and implemented in the form of improving services to customers, providing information about the services offered, to handling customer complaints and efforts to resolve them. Service Excellence, to always provide the best service to stakeholders, is also one of IDX's corporate values (the 'S' in 'TIPS': *Teamwork-Integrity-Professionalism-Service Excellence*).

Child Labor and Forced Labor [F.19]

In accordance with the provisions of Law No. 13 of 2003 regarding Employment, IDX does not employ workers under 18 years of age who are categorized as child labor. The Company also regulates working hours in accordance with the Employment Law and provides time to rest to workers, so that there is no forced labor or work coercion. In accordance with the Company's Regulations, IDX provides overtime pay for employees' who work overtime.

Job Remuneration and Comparison to Regional Minimum Wage [F.20]

The provisions of job remuneration for IDX employees are regulated in the Company's Regulations, and its implementation is supervised by the Director of Finance and HR under the supervision of the Remuneration Committee. Every year, we review the salaries of employees by considering among other things, employee grade, salary position in the market, the regional minimum wage (UMR) set by the government, inflation, and the company's financial conditions. Overall, the lowest amount of job remuneration received by IDX employees in 2022 is still higher than the regional minimum wage set by the local government in each region. The lowest percentage of job remuneration for IDX employees compared to the UMR was 100% for South Jakarta and the highest was 315% for the City of Semarang.

Lingkungan Kerja yang Aman [F.21]

Penerapan aspek-aspek keselamatan dan kesehatan kerja (K3) dilakukan BEI bersama-sama dengan pengelola gedung, dengan mengacu pada Peraturan Menteri Kesehatan No. 48 Tahun 2016 tentang Standar Keselamatan dan Kesehatan Kerja Perkantoran. Penerapan K3 dilengkapi dengan Manajemen Tanggap Darurat Gedung, yakni standar yang perlu dipatuhi saat terjadi bencana, seperti kebakaran, gempa bumi, huru-hara, banjir atau ancaman bom. Secara berkala, BEI bersama pengelola gedung melakukan simulasi jika terjadi bahaya atau bencana saat jam kerja, yang dilaksanakan secara berkala. Selama tahun 2022, tidak ada kejadian kecelakaan kerja yang bersifat fatal maupun penyakit akibat kerja. [403-7][403-9][403-10]

Untuk kesehatan kerja, Perseroan secara berkala melakukan sosialisasi dan kegiatan lain untuk meningkatkan pengetahuan karyawan mengenai kesehatan kerja, dan membudayakan perilaku hidup sehat serta bersih di tempat kerja. Kami juga menyediakan ruang laktasi, serta melakukan aktivitas fisik secara berkala guna meningkatkan kebugaran. [403-3][403-6]

Dampak Operasi terhadap Masyarakat dan Tanggung Jawab Sosial Perusahaan (TJSL) [F.23][F.25]

Kegiatan usaha yang dijalankan BEI tidak secara langsung memberikan dampak terhadap masyarakat sekitar, mengingat lokasi Kantor Pusat dan kantor perwakilan berada di kawasan komersial. Namun, Perseroan tetap berkomitmen atas tanggung jawab sosial terhadap masyarakat, dengan penyusunan program kerja tanggung jawab sosial perusahaan (TJSL) dalam Rencana Aksi Keuangan Berkelanjutan (RAKB).

Pengelolaan TJSL menjadi tanggung jawab Divisi Sekretaris Perusahaan, dan pelaksanaannya dapat dilakukan sendiri oleh Perseroan maupun bekerja sama dengan OJK dan/atau SRO lainnya. BEI melibatkan masyarakat setempat dalam perencanaan, pelaksanaan dan evaluasi kegiatan TJSL. Untuk program TJSL yang bersifat pemberdayaan dan berkelanjutan, dilaporkan secara rutin setiap 6 bulan kepada BEI. Berdasarkan laporan tersebut BEI melakukan pemantauan dan juga dapat melakukan kunjungan jika diperlukan. Rincian kegiatan yang dilakukan BEI pada tahun 2022:

- **Pendidikan**
Mencakup pemberian bantuan dana, pelaksanaan edukasi perencanaan keuangan dan investasi di pasar modal, pembangunan dan renovasi sarana belajar, serta dukungan terhadap kegiatan ataupun yang bertujuan

Safe Working Environment [F.21]

IDX implements occupational safety and health and (K3) aspects together with building management, in accordance with the Minister of Health Regulation No. 48 of 2016 concerning Occupational Safety and Health Standards in Offices. The K3 application is complemented by the Management of Building Emergency Response, which is a standard that needs to be adhered to in the event of disasters such as fire, earthquake, riot, flood, or bomb threats. Periodically, IDX, together with building management, conducts simulations in case of danger or disaster during working hours. Throughout 2022, there were no fatal work accidents or work-related illnesses. [403-7][403-9][403-10]

For occupational health, the Company regularly conducts socialization and other activities to increase employee knowledge about occupational health, and cultivate healthy and clean behavior in the workplace. We also provide lactation rooms and regularly conduct physical activities to improve fitness. [403-3][403-6]

Operational Impact on Society and Corporate Social Responsibility (CSR) [F.23][F.25]

IDX's business activities do not directly impact the surrounding community, as the Head Office and representative offices are located in commercial areas. However, the Company remains committed to its social responsibility towards the community by developing a corporate social responsibility (CSR) program in the Sustainable Financial Action Plan (RAKB).

The management of CSR is the responsibility of the Corporate Secretary Division, and it can be implemented independently by the Company or in collaboration with the OJK and/or other SROs. IDX involves the local communities in planning, implementing, and evaluating CSR activities. For empowerment and sustainable CSR programs, the Company reports regularly every 6 months. Based on the report, IDX monitors and may visit if necessary. The details of IDX's activities in 2022 are as follows:

- **Education**
Includes providing financial assistance, conducting financial planning and investment education in the capital market, building and renovating learning facilities, and supporting activities aimed at improving the quality of education in

untuk meningkatkan kualitas pendidikan di Indonesia yang dilaksanakan oleh institusi-institusi pendidikan, namun tidak terbatas kepada lembaga pendidikan formal seperti sekolah dan universitas, organisasi pelajar dan mahasiswa, pendidik mencakup guru, dosen, dan wali murid.

- **Kepedulian Sosial**

Mencakup sektor sosial secara luas, namun tidak terbatas kepada bantuan bencana alam, bantuan kebutuhan pokok masyarakat, bantuan pengembangan ekonomi masyarakat, bantuan terkait kesehatan masyarakat, bantuan kepada kaum difabel, bantuan perbaikan fasilitas umum, dan bantuan pembangunan rumah ibadah.

- **Pelestarian Lingkungan Hidup**

Pelestarian lingkungan mencakup upaya-upaya untuk mempertahankan dan memperbaiki kualitas lingkungan, termasuk penghijauan dan penanaman pohon, perbaikan sarana prasarana terkait dengan lingkungan, solusi persoalan sampah, dan lain-lain.

Pengaduan Masyarakat [F.24]

Keluhan dan pengaduan masyarakat yang masuk dan tercatat melalui saluran/media *call center* selama tahun 2022, berkaitan dengan keluhan atas pelayanan dan akses informasi. Total keluhan yang disampaikan masyarakat sebanyak 94, dan pengaduan sebanyak 769. Perseroan telah menindaklanjuti seluruh keluhan dan pengaduan yang disampaikan masyarakat.

Indonesia carried out by educational institutions, but not limited to formal education institutions such as schools and universities, student and youth organizations, educators including teachers, lecturers, and student guardians.

- **Social Care**

Includes the social sector in general, but not limited to natural disaster relief, basic needs assistance for communities, assistance for community economic development, assistance related to public health, assistance for people with disabilities, assistance for repairing public facilities, and assistance for building house of worship.

- **Environmental Preservation**

Environmental preservation includes efforts to maintain and improve the quality of the environment, including afforestation and tree planting, improvement of environmental-related infrastructure, waste management solutions, and others.

Public Complaints [F.24]

Throughout 2022, complaints and grievances from the public received through the call center and other media channels were mainly related to the quality of service and access to information. The total number of complaints was 94, while grievances were 769. The Company has addressed all the complaints and grievances filed by the public.



IDX SUPPORT GENDER EQUALITY





IDX

Indonesia Stock Exchange

member of **wfe** WORLD FEDERATION
OF EXCHANGES

Pengelolaan Tata Kelola


Governance Management

Penerapan praktik-praktik keberlanjutan dalam pengelolaan tata kelola yang dijalankan BEI ditujukan untuk mendukung Perseroan menjadi bursa efek yang sehat dan berdaya saing global. Selama periode pelaporan, kami terus melakukan inovasi dan pengembangan teknologi. Perseroan berkomitmen menjalankan bisnis yang beretika. Selama tahun 2022, BEI mampu menjaga nilai yang diperoleh dan didistribusikan.

The implementation of sustainable practices in IDX's governance management is aimed at supporting the Company to become a healthy and globally competitive stock exchange. During the reporting period, we continued to innovate and develop our technology. The Company is committed to conducting ethical business practices. In 2022, IDX was able to maintain its ethical business practices and good governance management.



03



INOVASI DAN PENGEMBANGAN PRODUK [F.26]

PRODUCT INNOVATION AND DEVELOPMENT

Perseroan telah melakukan upaya-upaya inovasi dan peningkatan kualitas layanan kegiatan ke bursa, sehingga akan memberikan kemudahan dan kenyamanan bagi anggota bursa, perusahaan tercatat, emiten, dan masyarakat umum, serta meningkatkan kepuasan pelanggan. Selama tahun 2022, BEI melakukan beberapa inovasi dan pengembangan layanan:

1. **SPRINT OJK**

Pada 5 Februari 2022, OJK bersama BEI mengembangkan sarana penyampaian dokumen Pernyataan Pendaftaran dan Permohonan Pencatatan secara elektronik (*e-Registration*) terintegrasi melalui satu pintu, yakni melalui Sistem Perizinan dan Registrasi Terintegrasi (SPRINT) OJK. Melalui *e-Registration* dengan SPRINT OJK, diharapkan dapat meminimalisir duplikasi dokumen yang disampaikan oleh calon perusahaan tercatat kepada BEI dan OJK.

2. **Migrasi infrastruktur dari e-IPO ke cloud**

Pada 5 Februari 2022, migrasi infrastruktur dari e-IPO ke *cloud* telah diimplementasikan untuk mengakomodasi IPO skala besar.

3. **Penutupan Kode Domisili Investor Live**

Pada tanggal 27 Juni 2022, BEI menutup kode domisili *investor live* sesuai *best practice* di bursa mancanegara, sehingga pelaku pasar dan investor tidak dapat melihat kode domisili *foreign* atau *domestic* secara *real time* melalui layar aplikasi *on-line trading*. Adapun penutupan bertujuan untuk mengurangi praktik *herding behaviour* atau menggiring pasar ke saham-saham tertentu, memberikan motivasi bagi investor untuk melakukan keputusan investasi sesuai filosofi analisis fundamental dan teknikal, serta memahami *risk and return* dalam berinvestasi.

4. **Decision Support System (DSS) Tahap III**

Pada tanggal 23 Juli 2022, DSS Tahap III telah *live* dan telah selesai masa stabilisasinya. DSS merupakan aplikasi berbasis *big data* yang dapat menyediakan data dan informasi yang komprehensif dengan visualisasi grafis informatif, sehingga memudahkan proses analisis untuk kebutuhan pengambilan keputusan strategis maupun operasional.

5. **Publikasi Nilai ESG Perusahaan Tercatat**

Pada 12 November 2022, BEI menyediakan Informasi mengenai nilai ESG pada *website* Perseroan.

6. **Membuat Papan Utama New Economy**

Dalam rangka mendukung pertumbuhan perusahaan *unicorn* di Indonesia, pada tanggal 5 Desember 2022, Perseroan membuat papan utama *new economy*. Perusahaan yang ingin mencatatkan sahamnya di papan ini, harus memenuhi syarat pencatatan awal dan kriteria tertentu, yaitu:

The Company has made various attempts to innovate and enhance the quality of its exchange services that provide convenience and comfort to the exchange members, listed companies, issuers, and public, while improving customer satisfaction. In 2022, IDX made product innovation and development as follows:

1. **OJK SPRINT**

On February 5, 2022, OJK and IDX developed method for submitting Registration Statements and Applications for electronic and integrated Registration documents (*e-Registration*) through one way, namely through OJK's Integrated Licensing and Registration System (SPRINT). The *e-Registration* with OJK's SPRINT is expected to minimize duplication of documents submitted by prospective listed companies to IDX and OJK.

2. **Infrastructure migration from e-IPO to cloud**

On February 5, 2022, infrastructure migration from e-IPO to cloud has been implemented to accommodate large-scale IPOs.

3. **Closing of Investor Live Domicile Code**

On June 27, 2022, IDX closed the live investor domicile code according to best practice on foreign exchanges, so that market participants and investors cannot see foreign or domestic domicile codes in real time through the on-line trading application screen. The closing aims to reduce the practice of herding behavior or instigate the market to certain stocks, provide motivation for investors to make investment decisions according to the philosophy of fundamental and technical analysis, and understand risk and return in investing.

4. **Decision Support System (DSS) Phase III**

On July 23, 2022, DSS Phase III has gone live and has finished its stabilization period. DSS is a big data-based application that can provide comprehensive data and information with informative graphical visualization. It also accommodates the analysis process for strategic and operational decision-making.

5. **Publication of ESG Value of Listed Companies**

On November 12, 2022, IDX provided information regarding ESG values on the Company's website.

6. **Create a New Economy Mainboard**

To support the growth of unicorn companies in Indonesia, on December 5, 2022, the Company created a new economy main board. Companies, that wish to list their shares on this board, must meet the initial listing requirements and certain criteria, namely:

- › memiliki pendapatan yang tinggi;
- › menggunakan teknologi untuk menciptakan inovasi produk dan/atau jasa yang meningkatkan produktivitas dan pertumbuhan ekonomi, serta memiliki manfaat sosial; dan
- › termasuk dalam bidang usaha yang ditetapkan bursa.

7. **Enhancement e-IPO**

Pada 10 Desember 2022, BEI melakukan enhancement atas e-IPO *Requirement* 2021 serta melakukan penyempurnaan hasil audit OJK.

Adapun tujuan penutupan kode domisili investor merupakan *best practice* yang telah diterapkan juga di Bursa mancanegara, dan secara umum memberikan dampak yang positif terhadap *market governance* dengan mengurangi praktik *herding behaviour* atau proses menggiring pasar ke saham-saham tertentu, serta memberikan motivasi bagi investor untuk melakukan keputusan investasi dengan menggunakan filosofi analisis fundamental dan teknikal, serta memahami *risk and return* dalam berinvestasi atas suatu saham.

BEI secara aktif terus melakukan inovasi dalam pengembangan dan penyediaan indeks saham yang dapat digunakan seluruh pelaku pasar modal, baik bekerja sama dengan pihak lain maupun tidak. Sampai dengan akhir tahun 2022, ada 42 indeks saham yang dikelola Perseroan, yang beberapa di antaranya merupakan Indeks yang berkaitan dengan pengelolaan keberlanjutan.

- › have a high income;
- › use technology to create product and/or service innovations that increase productivity and economic growth, as well as have social benefits; and
- › included in the business sector determined by the stock exchange.

7. **e-IPO Enhancement**

On December 10, 2022, IDX carried out enhancements to the 2021 e-IPO Requirements and made improvements to OJK audit results.

The closing of the investor's domicile code is a best practice that has also been implemented in foreign Exchanges. Moreover, it also generally has a positive impact on market governance by reducing the practice of herding behavior or the process of leading the market to certain stocks, as well as providing motivation for investors to make decisions investment by using the philosophy of fundamental and technical analysis, as well as understanding the risks and returns in investing in a stock.

IDX actively continues to innovate in developing and providing stock indexes that can be used by all capital market players, whether in collaboration with other parties or not. As of the end of 2022, as many as 42 stock indices were managed by the Company, including indexes related to sustainability management.



IDX ESG Leaders

Indeks yang mengukur kinerja harga dari saham-saham yang memiliki penilaian *Environmental, Social, dan Governance (ESG)* yang baik dan tidak terlibat pada kontroversi secara signifikan serta memiliki likuiditas transaksi serta kinerja keuangan yang baik. Penilaian ESG dan analisis kontroversi dilakukan oleh *Sustainalytics*.

An index that measures the price performance of stocks that have good Environmental, Social and Governance (ESG) ratings and are not significantly involved in controversy and have good transaction liquidity and financial performance. ESG assessment and controversy analysis is conducted by *Sustainalytics*.



IDX LQ45 Low Carbon Leaders

Indeks yang bertujuan untuk mengurangi eksposur intensitas emisi karbon atas portofolio sebesar minimal 50% dibandingkan dengan Indeks LQ45 sebagai *parent index*, setelah melakukan penyesuaian bobot per sektor sesuai dengan *carbon intensity* dan mengecualikan perusahaan di industri batu bara sesuai dengan klasifikasi IDX-IC.

An index that aims to reduce the intensity exposure of carbon emissions in the portfolio by at least 50% compared to the LQ45 index as the parent index, after adjusting the weight per sector according to carbon intensity and excluding companies in the coal industry according to IDX-IC classification.



SRI-KEHATI

Indeks yang mengukur kinerja harga saham dari 25 perusahaan tercatat yang memiliki kinerja yang baik dalam mendorong usaha-usaha berkelanjutan, serta memiliki kesadaran terhadap lingkungan hidup, sosial, dan tata kelola perusahaan yang baik atau disebut *Sustainable and Responsible Investment* (SRI). Indeks SRI-KEHATI diluncurkan dan dikelola bekerja sama dengan Yayasan Keanekaragaman Hayati Indonesia (Yayasan KEHATI).

An index that measures the stock price performance of 25 listed companies that have good performance in encouraging sustainable businesses, as well as having awareness of the environment, social and good corporate governance, known as Sustainable and Responsible Investment (SRI). The SRI-KEHATI index was launched and managed by the Company in collaboration with the Indonesian Biodiversity Foundation (KEHATI Foundation).



ESG Sector Leaders IDX KEHATI

Indeks yang berisikan saham-saham dengan hasil penilaian kinerja ESG di atas rata-rata sektornya serta memiliki likuiditas yang baik. Klasifikasi industri mengacu kepada IDX Industrial Classification (IDX-IC). ESG Sector Leaders IDX KEHATI diluncurkan dan dikelola bekerja sama dengan Yayasan Keanekaragaman Hayati Indonesia (Yayasan KEHATI).

An index that contains stocks with ESG performance assessment results that are above the sector average and have good liquidity. The industrial classification refers to IDX Industrial Classification (IDX-IC). ESG Sector Leaders IDX KEHATI was launched and managed by the Company in collaboration with the Indonesian Biodiversity Foundation (KEHATI Foundation).



ESG Quality 45 IDX KEHATI

Indeks yang berisikan 45 saham terbaik dari hasil penilaian kinerja ESG dan kualitas keuangan perusahaan serta memiliki likuiditas yang baik. ESG Quality 45 IDX KEHATI diluncurkan dan dikelola bekerja sama dengan Yayasan Keanekaragaman Hayati Indonesia (Yayasan KEHATI).

An index that contains the 45 best stocks from the results of assessing ESG performance and the company's financial quality and having good liquidity. ESG Quality 45 IDX KEHATI was launched and managed by the Company in collaboration with the Indonesian Biodiversity Foundation (KEHATI Foundation).



Pada tahun 2022, BEI juga meluncurkan beberapa produk baru, di antaranya:

- **Implementasi Penerbitan Pasar Perdana dan Perdagangan Pasar Sekunder Waran Terstruktur pada 19 September 2022.** Merupakan efek yang memberikan hak kepada pembelinya untuk menjual atau membeli suatu efek dasar (*underlying securities*) pada harga dan tanggal yang telah ditentukan. Waran terstruktur secara khusus diperdagangkan di BEI dan diterbitkan oleh Anggota Bursa (AB) yang telah memenuhi kriteria penerbit Waran Terstruktur.
- **IDX Sharia Growth Index pada 31 Oktober 2022.** Merupakan indeks yang mengukur kinerja harga 30 saham syariah yang memiliki tren pertumbuhan laba bersih dan pendapatan relatif terhadap harga dengan likuiditas transaksi, serta kinerja keuangan yang baik.

In 2022, IDX also launched several new products, including:

- **Implementation of Primary Market Issuance and Secondary Market Trading of Structured Warrants on September 19, 2022.** It is a securities that grants the buyer the right to sell or buy an underlying securities at a predetermined price and date. Structured Warrants are specifically traded on IDX and issued by Exchange Members (EM) who have met the criteria for issuing Structured Warrants.
- **IDX Sharia Growth Index on October 31, 2022.** It is an index that measures the price performance of 30 sharia stocks that demonstrate growth trends in net profit and revenue relative to prices with transaction liquidity and good financial performance.

- **IDX LQ45 Low Carbon Leaders Index pada 11 November 2022.**

Merupakan indeks yang bertujuan untuk mengurangi eksposur intensitas emisi karbon atas portofolio sebesar minimal 50% dibandingkan dengan Indeks LQ45 sebagai *parent index*, setelah melakukan penyesuaian bobot per sektor sesuai dengan *carbon intensity* dan mengecualikan perusahaan di industri batu bara sesuai dengan klasifikasi IDX-IC.

Evaluasi Keamanan Produk terhadap Pelanggan [F.27][F-28]

Produk dan jasa BEI terkait dengan perdagangan efek, sehingga tidak berdampak secara langsung terhadap lingkungan dan sosial. Seluruh kegiatan dan produk BEI diawasi Otoritas Jasa Keuangan (OJK) sebagai otoritas tertinggi jasa keuangan di Indonesia, sehingga memberikan jaminan keamanan terhadap pelanggan. Untuk meningkatkan keamanan dalam berinvestasi di pasar modal Indonesia, maka setiap aset investor diberikan perlindungan dengan pembentukan dana perlindungan.

BEI juga menerapkan kewajiban *buyback* saham publik bagi emiten yang melakukan penghapusan pencatatan secara sukarela (*voluntary delisting*), maupun *delisting* oleh regulator. Penerapan *buyback* saham bertujuan meningkatkan perlindungan investor, terutama investor retail. Dengan ketentuan ini, investor retail memiliki jalur atau wadah untuk mendapatkan uangnya kembali dengan menjual saham yang dimiliki.

Selain itu, BEI juga memiliki sistem dan mekanisme yang memperkuat keamanan terhadap pelanggan, melalui penerapan standar-standar internasional:

1. **ISO 9001:2015 Sistem Manajemen Mutu**, dengan cakupan penerapan seluruh korporat termasuk kantor perwakilan di Indonesia;
2. **ISO 27001:2013 Sistem Manajemen Keamanan Informasi** Dalam rangka menjaga ketersediaan, integritas, dan kerahasiaan informasi Perseroan, termasuk pada SDM, proses, dan teknologi informasi, BEI berkomitmen menerapkan Sistem Manajemen Keamanan Informasi (SMKI) yang telah tersertifikasi berbasis ISO 27001:2013; dan
3. **ISO 22301:2019 Sistem Manajemen Kelangsungan Usaha** Dalam rangka menjamin ketersediaan layanan bagi pihak berkepentingan apabila terjadi gangguan layanan operasional Perseroan, BEI telah menerapkan Sistem Manajemen Kelangsungan Usaha (SMKU) sesuai sertifikasi ISO 22301:2019.
4. **ISO 31001:2018 Manajemen Risiko Perusahaan** Dalam menghadapi berbagai risiko dan tantangan ketidakpastian di masa yang akan datang, baik internal maupun eksternal, BEI telah menerapkan Sistem Manajemen Risiko berbasis ISO 31001:2018.

- **IDX LQ45 Low Carbon Leaders Index on November 11, 2022.**

It is an index that aims to reduce exposure to carbon emission intensity for a portfolio by at least 50% compared to the LQ45 index as the parent index, after adjusting the weight per sector according to carbon intensity and excluding companies in the coal industry according to IDX-IC classification.

Evaluation of Product Safety for Customers [F.27][F-28]

IDX products and services are related to securities trading, so they do not have a direct impact on the environmental and social aspects. All IDX activities and products are supervised by the Financial Services Authority (OJK) as the highest authority for financial services in Indonesia. OJK also provides security guarantees for customers. To increase security in investing in the Indonesian capital market, the establishment of a protection fund is given to each investor for protection.

IDX also implements a public share buyback obligation for issuers that carry out voluntary delisting or delisting by regulators. The implementation of the share buybacks aims to increase investor protection, especially retail investors. This provision accommodates retail investor to get their money back by selling their shares.

In addition, IDX also has systems and mechanisms that strengthen security for customers through the application of international standards as follows:

1. **ISO 9001:2015 Quality Management System**, including application for all corporates including representative offices in Indonesia;
2. **ISO 27001:2013 Information Security Management System** In order to maintain the availability, integrity and confidentiality of Company information, including HR, processes and information technology, IDX is committed to implementing an Information Security Management System (ISMS) that has been certified ISO 27001:2013; and
3. **ISO 22301:2019 Business Continuity Management System** IDX ensures the availability of services for interested parties in the event of disruption to the Company's operational services by implementing a Business Continuity Management System (BCMS) according to ISO 22301:2019 certification.
4. **ISO 31001:2018 Enterprise Risk Management** In facing various internal and external risks and challenges of uncertainty in the future, IDX has implemented a Risk Management System based on ISO 31001:2018.

Jumlah Produk Ditarik Kembali [F.29]

Sesuai kegiatan usaha BEI, pengungkapan informasi terkait penarikan produk mencakup tindakan yang kami lakukan, yakni melakukan suspensi dan *delisting* saham bermasalah dalam upaya menjaga terselenggaranya perdagangan efek yang teratur, wajar, dan efisien. Suspensi saham adalah larangan sementara melakukan aktivitas perdagangan di Bursa bagi Anggota Bursa Efek dan atau personil yang diberi kuasa atau bertanggung jawab untuk melakukan perdagangan efek.

Ada beberapa faktor yang menyebabkan suspensi saham, yakni volatilitas yang tidak wajar atau pergerakan statistik harga saham yang naik turun dalam suatu periode; aktivitas pasar tak biasa (*unusual market activity/UMA*), yaitu harga saham yang bergerak di luar kewajaran seperti terjadi volume perdagangan harian yang melebihi aktivitas rata-rata; keterlambatan atau terdapat kesalahan dalam pencatatan Laporan Keuangan; perbedaan antara pengumuman aksi korporasi dengan kejadian yang sebenarnya; dan *insider trading* atau melakukan transaksi aset keuangan berdasarkan informasi material dari emiten yang belum dipublikasikan.

Selama tahun 2022, tidak terjadinya *delisting* maupun penghapusan saham/dan atau efek. Namun, terdapat beberapa saham yang mengalami suspensi. Informasi lebih lanjut mengenai saham yang disuspensi dapat dilihat pada <https://idx.co.id/id/berita/suspensi/>.

Survei Kepuasan Pelanggan [F.30]

Perseroan senantiasa melakukan survei kepuasan pelanggan guna mengetahui dan memenuhi harapan pelaku pasar terhadap produk dan layanan bursa. Berdasarkan hasil survei tahun 2022, diketahui Indeks Kepuasan Pelanggan mencapai 84,91, melampaui target Perseroan yang sebesar 80% dan meningkat dari tahun 2021 sebesar 84,03.

Indeks Kepuasan Pelanggan

Customer Satisfaction Index

2022	2021	2020
84,91	84,03	82,37

Total Recalled Product [F.29]

According to IDX business activities, information disclosure related to product recalls includes actions that we take, such as suspension and delisting problem shares in an effort to maintain orderly, fair and efficient securities trading. Suspension of shares is defined as a temporary prohibition of conducting trading activities at the Exchange for Securities Exchange Members and/or personnel authorized or responsible for conducting securities trading.

There are several factors that cause stock suspension, including unreasonable volatility or statistical movements of stock prices that rise and fall in a certain period; unusual market activity (UMA), namely stock prices that move outside the normal range, such as daily trading volume that exceeds the average activity; delays or errors in the recording of Financial Statements; differences between corporate action announcements and actual events; and insider trading or conducting financial asset transactions based on material information from issuers that has not been published.

During 2022, there was no delisting or deletion of shares/and or securities, while there were several shares that have been suspended. For further information regarding suspended shares, access <https://idx.co.id/en/news/suspension>.

Customer Satisfaction Survey [F.30]

The Company constantly conducts customer satisfaction surveys to identify and meet the expectations of market players for stock exchange products and services. Based on the results of the 2022 survey, the Customer Satisfaction Index reached 84.91, exceeding the Company's target of 80% and increasing from the previous year at 84.03.

ETIKA DALAM BERBISNIS

ETHICS IN BUSINESS

BEI sebagai regulator dan fasilitator pasar modal di Indonesia memiliki komitmen menjadi bursa efek yang sehat dan berdaya saing global. Perseroan memiliki Pedoman Perilaku sebagai acuan bagi jajaran manajemen dan karyawan dalam membangun dan membina hubungan kerja yang lebih sehat, profesional, dan harmonis dengan seluruh pemangku kepentingan.

Pedoman Perilaku dimaksudkan untuk membangun budaya yang menjunjung tinggi kerja sama tim, integritas, kejujuran, independensi, kualitas, tanggung jawab, serta profesionalitas seluruh Insan BEI. Pedoman Perilaku menjelaskan secara umum prinsip-prinsip dasar etika yang akan menjadi pedoman dalam penyusunan kebijakan dan prosedur yang berlaku di Perseroan. Sebagai bentuk komitmen menjalankan Pedoman Perilaku, semua karyawan diwajibkan untuk membaca, memahami, dan menandatangani Surat Pernyataan Pribadi Karyawan setiap dua tahun, serta melaksanakan semua ketentuan dalam Pedoman Perilaku dalam perilaku sehari-hari.

Dukungan pada Antikorupsi

Dalam rangka sinergi membangun sektor jasa keuangan, sekaligus sebagai respons dari Peraturan Presiden No. 54 Tahun 2018 tentang Strategi Nasional Pencegahan Korupsi (Stranas PK), OJK bersama industri jasa keuangan yang diwakili oleh masing-masing asosiasi di sektor perbankan, pasar modal, dan industri keuangan non-bank, telah menandatangani komitmen bersama penerapan SNI ISO 37001:2016 Sistem Manajemen Anti Penyuapan (SMAP) pada tanggal 18 Agustus 2020. Komitmen tersebut ditindaklanjuti BEI dengan menerapkan SMAP dan dilanjutkan dengan melaksanakan audit sertifikasi ISO 37001:2016. [205-1]

Dalam rangka penerapan SMAP, BEI memiliki Komitmen dan Kebijakan Anti Penyuapan PT Bursa Efek Indonesia. Perseroan juga telah menetapkan Surat Edaran Internal perihal Memberi dan Menerima Hadiah bagi Karyawan, yang antara lain mengatur bahwa Perseroan (karyawan) tidak diperbolehkan menerima pemberian dalam bentuk apapun (termasuk tidak terbatas pada uang, makanan, dan/atau barang) atas transaksi yang dilakukan antara Perseroan dengan pihak ketiga (rekanan atau pelanggan).

As a regulator and facilitator of the Indonesian capital market, IDX has a commitment to become a healthy and globally competitive stock exchange. The Company has a Code of Conduct that serves as a reference for management and employees in building and maintaining healthier, more professional, and harmonious working relationships with all stakeholders.

The Code of Conduct is intended to foster a culture that upholds teamwork, integrity, honesty, independence, quality, responsibility, and professionalism among all IDX personnel. The Code of Conduct generally outlines the basic principles of ethics that will guide the formulation of policies and procedures applicable to the Company. As a commitment to implementing the Code of Conduct, all employees are required to read, understand, and sign an Employee Personal Statement every two years, and to comply with all provisions of the Code of Conduct in their daily behavior.

Support for Anti-Corruption

In sustaining the synergy in the financial services sector, as well as a response to Presidential Regulation no. 54 of 2018 concerning the National Corruption Prevention Strategy (Stranas PK), OJK and the financial services industry, represented by their respective associations in the banking sector, capital market and non-bank financial industry, have signed a joint commitment to implementing SNI ISO 37001:2016 Anti-Bribery Management System (SMAP) on August 18, 2020. This commitment was followed up by IDX by implementing SMAP and continued by carrying out an ISO 37001: 2016 certification audit. [205-1]

To implement the SMAP, IDX has Anti-Bribery Commitment and Policy of PT Bursa Efek Indonesia. The Company has also established an Internal Circular regarding Giving and Receiving Gifts for Employees, including stipulating that the Company (employees) are not allowed to receive gifts in any form (including but not limited to money, food, and/or goods) in relation to transactions carried out between the Company and third parties (partners or clients).

BEI terus mensosialisasikan penerapan SMAP, termasuk Komitmen dan Kebijakan Anti Penyuapan PT Bursa Efek Indonesia kepada para pemangku kepentingan. Kegiatan sosialisasi yang dijalankan pada tahun 2022, di antaranya: [205-2]

- Sosialisasi/*awareness* secara langsung dan melalui *email* mengenai larangan gratifikasi/penyuapan/korupsi kepada Direksi dan seluruh karyawan BEI, baik yang berada di Kantor Jakarta maupun Kantor Perwakilan BEI di seluruh Indonesia.
- Komunikasi/pemberitahuan mengenai larangan gratifikasi/penyuapan/korupsi kepada seluruh *stakeholder* BEI, termasuk mitra bisnis, melalui surat dan publikasi di *website* BEI.
- Pelatihan mengenai Sistem Manajemen Anti Penyuapan (SMAP) berbasis SNI ISO 37001:2016 kepada 50 orang karyawan, termasuk pelatihan audit SMAP kepada 15 orang karyawan dan Fungsi Kepatuhan Anti Penyuapan (FKAP).

Untuk mendukung kepatuhan terhadap antikorupsi dan pelaporan pelanggaran, BEI telah memiliki sistem pelaporan pelanggaran/*Whistleblowing System* (WBS). Sistem yang tersedia dapat digunakan oleh pihak internal BEI maupun pihak eksternal BEI. Selama tahun 2022, BEI menerima 48 laporan melalui WBS, namun tidak ada dugaan perbuatan penyuapan/korupsi yang dilakukan dan/atau melibatkan pimpinan dan pimpinan/manajemen dan karyawan BEI. [205-3]

Dukungan pada Antikejahatan Keuangan

BEI menyadari potensi terjadinya tindak pidana pencucian uang dan pendanaan terorisme. Sebagai upaya pencegahan, kami menerapkan Program Anti-Pencucian Uang (APU) dan Pencegahan Pendanaan Terorisme (PPT). Penerapan program APU dan PPT tidak saja penting untuk pemberantasan pencucian uang dan pencegahan pendanaan terorisme, melainkan juga untuk mendukung penerapan prinsip kehati-hatian yang dapat melindungi BEI dan para pemangku kepentingan dari berbagai risiko yang mungkin timbul.

Langkah lain yang dilakukan BEI untuk mencegah kejahatan adalah bekerja sama dengan berbagai pihak. Di sektor keuangan, BEI berkolaborasi di antaranya dengan OJK serta Pusat Pelaporan dan Analisis Transaksi Keuangan (PPATK). Kami juga bekerja sama dengan aparat penegak hukum yakni Kepolisian Negara Republik Indonesia (Polri) dan Kejaksaan Agung.

IDX continues to socialize the implementation of ABMS, including Indonesia Stock Exchange's Anti-Bribery Commitment and Policy to stakeholders. Socialization activities carried out in 2022 include: [205-2]

- Direct and email-based socialization/*awareness* on the prohibition of gratuities/*bribery*/ corruption to the Board of Directors and all IDX employees, both in Jakarta Office and IDX Representative Offices throughout Indonesia.
- Communication/*notification* regarding the prohibition of gratuities/ *bribery*/ corruption to all IDX stakeholders, including business partners, through letters and publications on IDX website.
- Training on the Anti-Bribery Management System (ABMS) based on SNI ISO 37001:2016 for 50 employees, including ABMS audit training for 15 employees and the Anti-Bribery Compliance Function.

To support compliance with anti-corruption and violation reporting, IDX has implemented a Whistleblowing System (WBS). The available system can be used by both internal and external parties of IDX. During 2022, IDX received 48 reports through the WBS, but there are no allegations of acts of bribery/corruption committed by and/or involving IDX leadership/management and employees. [205-3]

Support for Anti-Financial Crime

IDX is aware of the potential for money laundering and terrorist financing activities. As a preventive measure, we have implemented Anti-Money Laundering (AML) and Countering the Financing of Terrorism (CFT) programs. The implementation of AML and CFT programs is not only important for combating money laundering and preventing terrorist financing, but also for supporting the implementation of prudent principles that can protect IDX and its stakeholders from various risks that may arise.

Another step taken by IDX to prevent financial crimes is by collaborating with various parties. In the financial sector, IDX collaborates with OJK and the Financial Transaction Reports and Analysis Center (PPATK). We also work with law enforcement officials such as the Indonesian National Police (Polri) and the Attorney General's Office.

Kepatuhan pada Peraturan [2-27]

BEI memastikan proses bisnis yang berjalan telah mematuhi peraturan yang berlaku. Untuk memastikan kepatuhan anggota Bursa, Perseroan melakukan pemantauan dan evaluasi atas laporan-laporan yang wajib disampaikan serta melakukan pembinaan, pemanggilan, dan pengenaan sanksi kepada anggota Bursa. Pada tahun 2022, Perseroan telah melakukan 189 kali pembinaan kepada 77 anggota Bursa melalui dua 2 metode, yaitu melalui surat dan *email* (selama masa pandemi). Perseroan juga melakukan 27 kali pemanggilan *online* kepada 24 anggota Bursa.

Selama tahun 2022, Perseroan juga menerbitkan 10 sanksi kepada 10 anggota Bursa atas ketidakpatuhan terhadap peraturan. Adapun sanksi yang diberikan meliputi sanksi Teguran Tertulis, Peringatan Tertulis, serta Denda dan Suspensi.

Rekap Sanksi kepada Anggota Bursa (AB)

Recapitulation of Sanctions to Exchange Members (EM)

No	Jenis Sanksi Type of Sanction	Jumlah Sanksi Total Sanction	Jumlah AB Total EM
1.	Teguran Tertulis Written Reprimand	4	4
2.	Peringatan Tertulis Written Warning	3	3
3.	Peringatan Tertulis dan Denda Written Warning and Fine	2	2
4.	Suspensi Suspension	1	1
5.	Suspensi dan Denda Suspension and Fine	0	0
6.	Pencabutan (SPAB) Revocation (SPAB)	0	0
Total		10	10

Rekap Pembinaan kepada Anggota Bursa (AB)

Recapitulation of Coaching to Exchange Member (EM)

No	Jenis Sanksi Type of Sanction	Jumlah Pembinaan Total Coaching	Jumlah AB Total EM
1.	Pemanggilan Summon	27	24
2.	Surat Reminder Reminder Letter	188	76
3.	Surat Kehati-hatian Precautionary Letter	1	1

Compliance with Regulations [2-27]

IDX ensures that its business processes comply with applicable regulations. To ensure compliance of exchange members, the Company monitors and evaluates the mandatory reports, provides guidance and conducts summonses and sanctions for members. In 2022, the Company conducted 189 guidance sessions for 77 exchange members using two methods, through letters and emails (during the pandemic). The Company also conducted 27 online summonses for 24 exchange members.

Throughout 2022, the Company issued 10 sanctions to 10 exchange members for non-compliance with regulations. The sanctions imposed included Written Reprimands, Written Warnings, as well as Fines and Suspension.




Dukungan Kami pada TPB 16

Our Support for SDG 16

Komitmen Perseroan untuk mendukung antikorupsi menjadi bentuk dukungan BEI pada upaya bersama pencapaian Tujuan Pembangunan Berkelanjutan (TPB/SDGs), yakni Tujuan 16 sesuai SDGs Compass dan Metadata Indikator TPB Kementerian Perencanaan Pembangunan Nasional/Badan Perencanaan Pembangunan Nasional.

The Company's commitment to support anti-corruption efforts is a form of IDX's support in joint efforts to achieve the Sustainable Development Goals (SDGs), specifically SDG 16 according to the SDG Compass and TPB Metadata Indicators of the Ministry of National Development Planning/National Development Planning Agency.



TPB SDGs	SDGs Compass	Metadata TPB Kementerian PPN/ Bappenas	Dukungan BEI IDX Support
		SDGs Metadata of the Ministry of National Development Planning/Bappenas	
	Target	Pencapaian 2022 2022 Achievements	Target 2023 dan Strategi 2023 Target and Strategy
 16.5 Substantially reduce corruption and bribery in all their forms.	16.5. Secara substansial mengurangi korupsi dan penyuapan dalam segala bentuknya. 16.5 Substantially reduce corruption and bribery in all their forms.	BEI menerapkan ISO 37001:2016 Sistem Manajemen Antikorupsi dan ketentuan terkait Anti Pencucian Uang dan Pencegahan Pendanaan Terorisme (APU PTT). IDX implements the ISO 37001:2016 Anti-Corruption Management System, and provisions related to Anti-Money Laundering and Countering the Financing of Terrorism (AML/CFT).	Mencegah segala bentuk korupsi, dan tindak kejahatan dalam kegiatan pasar modal yang dikelola BEI. This aims to prevent all forms of corruption and criminal activities in the capital market activities managed by IDX.
	Indikator 16.5.1 (a). Indeks Perilaku Antikorupsi Indikator 16.5.1 (a). Anti-Corruption Behavior Index		



KEUANGAN BERKELANJUTAN

SUSTAINABLE FINANCE



BEI mendukung penerapan keuangan berkelanjutan, dengan bergabung dalam inisiatif Sustainable Stock Exchange PBB sejak 18 April 2019. BEI juga telah melakukan penyusunan Rencana Aksi Keuangan Berkelanjutan (RAKB) 2020–2022, sesuai dengan Peraturan Otoritas Jasa Keuangan No. 51/POJK.03/2017 (POJK 51/2017) tentang Penerapan Keuangan Berkelanjutan bagi Lembaga Jasa Keuangan, Emiten dan Perusahaan Publik. RAKB ini merupakan landasan bagi BEI dalam menciptakan ekosistem pasar modal yang memberi perhatian terhadap pengembangan keuangan berkelanjutan.

Rencana aksi keuangan berkelanjutan disusun dalam Buku RAKB BEI 2022 sesuai dengan serangkaian inisiatif strategis yang dituangkan dalam Rencana Strategis Jangka Panjang Perusahaan (RSJPP) BEI periode 2021-2025. Pada RAKB 2022, telah teridentifikasi sebanyak 90 Rencana Kegiatan dalam 6 Prioritas Program Keuangan Berkelanjutan:

1. Pengembangan Kapasitas Internal

- › Pelatihan internal terkait penerapan Keuangan Berkelanjutan;
- › Sarana dan prasarana pekerjaan yang layak bagi karyawan (penyediaan *Employee Assistance Program* (EAP), *financial clinic*, program pensiun, dan lain-lain).

2. Pengelolaan Operasional Perusahaan yang Berkelanjutan

- › Implementasi *Smart Office* melalui: penerapan Microsoft 365 oleh seluruh karyawan dan *video conference*;
- › Pengembangan *IDX Workflow* dan e-RKAT; serta
- › Penerapan aktivitas ramah lingkungan di kantor: hemat air, pemilahan sampah dan lain-lain.

IDX supports the implementation of sustainable finance, by joining the Sustainable Stock Exchange initiative of the United Nations since April 18, 2019. IDX has also developed the Sustainable Finance Action Plan (RAKB) for 2020-2022, in accordance with Financial Services Authority Regulation No. 51/POJK.03/2017 (POJK 51/2017) concerning the Implementation of Sustainable Finance for Financial Service Institutions, Issuers and Public Companies. This RAKB serves as a foundation for IDX to create a capital market ecosystem that pays attention to the development of sustainable finance.

The sustainable finance action plan is formulated in the 2022 IDX RAKB Book in accordance with a series of strategic initiatives outlined in IDX Long-Term Strategic Plan (RSJPP) for the 2021-2025 period. The 2022 RAKB has identified a total of 90 activity plans which can be divided into 6 Priority Sustainable Finance Programs:

1. Internal Capacity Development

- › Internal training related to the implementation of sustainable finance;
- › Adequate work facilities and infrastructure for employees (providing Employee Assistance Programs (EAP), financial clinics, pension programs, and others).

2. Sustainable Management of Company Operations

- › Implementation of Smart Office through: Microsoft 365 application by all employees and video conferencing;
- › Development of *IDX Workflow* and e-RKAT; and
- › Implementation of environmentally friendly activities in the office: water conservation, waste sorting, and others.

3. Peningkatan Literasi dan Inklusi Keuangan yang Berkelanjutan untuk Stakeholders

- › Penyelenggaraan Rangkaian ESG *Capital Market Exhibition & Showcase* (CMSE);
- › Implementasi *Whistleblowing System* (WBS);
- › Kerja sama dengan berbagai institusi dan asosiasi dalam mensosialisasikan implementasi keuangan;
- › Berkelanjutan (GRI, Yayasan Kehati, TCFD, dan lain-lain).

4. Pengembangan Produk dan Layanan Kebursa-an yang Berkelanjutan

- › Peluncuran Indeks terkait ESG;
- › *Enhancement* SPPA dan e-IPO; serta
- › Peluncuran *Microsite* ESG dan berbagai pengembangan produk lainnya.

5. Penyesuaian Tata Kelola yang Sesuai dengan Prinsip Keuangan Berkelanjutan

- › *Surveillance Audit Visit* (SAV) ISO 9001:2015 mengenai Sistem Manajemen Mutu;
- › *Re-certification Audit Visit* (RAV) ISO 27001:2013 mengenai Sistem Manajemen Keamanan Informasi serta ISO 22301:2019 mengenai Sistem Manajemen Kelangsungan Usaha;
- › Implementasi dan Sertifikasi Sistem Manajemen Anti Penyuapan (SMAP) berbasis SNI ISO 37001; serta
- › *Review* dan penyesuaian prosedur kerja seluruh divisi dan Pedoman Tata Kelola Perusahaan;

6. Tanggung Jawab Sosial Perusahaan Sesuai dengan Prinsip Koordinasi dan Kolaborasi

Implementasi dari Tanggung Jawab Sosial Perusahaan BEI berlandaskan pada konsep berkelanjutan yang mengacu pada penerapan Tujuan Pembangunan Berkelanjutan (TPB) dan selaras dengan pengembangan bisnis BEI.

Hingga akhir tahun 2022, seluruh kegiatan dari masing-masing prioritas telah berjalan sesuai dengan rencana awal dan diikuti oleh para peserta. Selama periode pelaporan, kami juga melakukan edukasi terkait RAKB kepada para pemangku kepentingan melalui beberapa kegiatan. Sejalan dengan penerapan RAKB, BEI juga melakukan kerja sama dengan beberapa mitra seperti Global Reporting Initiative (GRI), Indonesia Global Compact Network (IGCN), Indonesia Business Coalition for Women Empowerment (IBCWE), Task-Force on Climate-Related Financial Disclosures (TCFD), serta Carbon Disclosure Project (CDP). Tujuannya agar penerapan RAKB bisa mendukung peran BEI dalam ekosistem pasar modal untuk pengembangan keuangan berkelanjutan.

3. Improvement of Sustainable Financial Literacy and Inclusion of Stakeholders

- › Organizing a series of ESG Capital Market Exhibition & Showcase (CMSE);
- › Implementation of Whistleblowing System (WBS);
- › Collaboration with various institutions and associations in promoting the implementation of sustainable finance;
- › Sustainability (GRI, Kehati Foundation, TCFD, and others).

4. Continuous Development of Exchange Products and Services

- › Launch of ESG-related indices;
- › Enhancement of SPPA and e-IPO; and
- › Launch of ESG Microsite and various other product developments.

5. Adjustment of Governance in accordance with the Principles of Sustainable Finance

- › Surveillance Audit Visit (SAV) ISO 9001:2015 on Quality Management System;
- › Re-certification Audit Visit (RAV) ISO 27001:2013 on Information Security Management System and ISO 22301:2019 on Business Continuity Management System;
- › Implementation and Certification of Anti-Bribery Management System (SMAP) based on SNI ISO 37001; and
- › Review and adjustment of standard operating procedures for all divisions and Company Governance Guidelines.

6. Corporate Social Responsibility in line with Coordination and Collaboration Principles

The implementation of IDX's social responsibility is based on sustainable concepts that refer to the implementation of Sustainable Development Goals (SDGs) and is in line with IDX's business development.

By the end of 2022, all activities from each priority have been implemented according to the initial plan and attended by the participants. Throughout the reporting period, we also conducted education related to the RAKB to stakeholders through various activities. In line with the implementation of the RAKB, IDX also collaborated with several partners such as the Global Reporting Initiative (GRI), Indonesia Global Compact Network (IGCN), Indonesia Business Coalition for Women Empowerment (IBCWE), Task-Force on Climate-Related Financial Disclosures (TCFD), and Carbon Disclosure Project (CDP). The goal is to support IDX's role in the capital market ecosystem for sustainable finance development.

KINERJA EKONOMI

ECONOMIC PERFORMANCE

Kinerja ekonomi BEI tahun 2022 terlihat dari pencapaian dan peningkatan transaksi ke bursa dan keuangan. Secara umum, Perseroan mencatatkan pencapaian positif terkait kinerja operasional dan transaksi. Pengungkapan informasi komprehensif tentang kinerja ekonomi disampaikan dalam Laporan Tahunan 2022 PT Bursa Efek Indonesia. Pengungkapan informasi pada Laporan ini bersifat umum dan menyesuaikan dengan pemenuhan Standar GRI dan ketentuan OJK.

Perbandingan Target dengan Realisasi [F.2][F.3]

Pada tahun 2022, Perseroan mencatatkan Rata-rata Nilai Transaksi Harian (RNTH) sebesar Rp14,71 triliun atau naik 10% dari tahun 2021 sebesar Rp13,37 triliun, dan mencapai 106,96% dari target. Dalam pencatatan efek, jumlah perusahaan baru yang mencatatkan saham, obligasi dan kontrak investasi kolektif (KIK) sebanyak 73 perusahaan, bertambah dari tahun sebelumnya sebanyak 62 perusahaan.

Hingga 31 Desember 2022, realisasi Pendapatan Usaha BEI adalah sebesar Rp2.906,6 miliar atau telah mencapai 186% dari target akhir tahun 2022 yaitu sebesar Rp1.559,05 miliar. Perseroan membukukan perolehan Laba Bersih BEI pada 31 Desember 2022 adalah sebesar Rp965,5 miliar atau mencapai 250% dari target akhir tahun 2022 sebesar Rp386,1 miliar.

Perbandingan Target dan Realisasi Produksi, Pendapatan dan Laba Rugi Kinerja Perdagangan dan Pencatatan [F.2][F.3]

Comparison of Production Targets and Realization, Income and Profit and Loss Performance of Trading and Listing

(stand alone)

Uraian Description	Satuan Unit	2022		2021		2020	
		Asumsi Assumption	Realisasi Realization	Asumsi Assumption	Realisasi Realization	Asumsi Assumption	Realisasi Realization
Nilai Transaksi Harian Daily Transaction Value	Rp Triliun Trillion Rp	13,75	14,71	12,00	13,37	8,00	9,21
Pencatatan Efek Securities Listing	Efek Securities	68	70	66	62	46	66
Pencatatan Saham Baru New Share Listing	Saham Shares	55	59	54	54	37	51
Pencatatan Obligasi Baru New Bonds Listing	Obligasi Bonds	5	9	4	4	1	5

The Company's 2022 economic performance was reflected in the achievement and improvement of exchange and financial transactions. In general, the Company registered a favourable operational and transactional performance. The comprehensive information disclosure of the economic performance is presented in the 2022 Annual Report of PT Bursa Efek Indonesia, and it is general and complies with the GRI Standards and OJK provisions.

Comparison between Target and Realization [F.2][F.3]

In 2022, the Company recorded an Average Daily Transaction Value (RNTH) of Rp14.71 trillion, an increase of 10% from 2021 at Rp13.37 trillion, and reached 106.96% of the target. In listing securities, the number of new companies that listed stocks, bonds and collective investment contracts (KIK) was 73 companies, an increase from 62 companies in the previous year.

As of December 31, 2022, IDX's operating revenues were Rp2,906.6 billion or reached 186% of the end of 2022 target of Rp1,559.05 billion. The Company recorded IDX Net Profit on December 31, 2022 of Rp965.5 billion or 250% of the end of 2022 target of Rp386.1 billion.

Uraian Description	Satuan Unit	2022		2021		2020	
		Asumsi Assumption	Realisasi Realization	Asumsi Assumption	Realisasi Realization	Asumsi Assumption	Realisasi Realization
Kontrak Investasi Kolektif (KIK) baru yang mencatatkan DIRE, DINFRA, ETF, EBA, EBA-SP, EBA Syariah, EBA-SP Syariah New Collective Investment Contract (KIK) that listed DIRE, DINFRA, ETF, EBA, EBASP, Sharia EBA, Sharia EBA-SP	Efek Securities	8	2	8	4	8	10
Total Pendapatan Usaha Total Operating Revenue	Rp Juta Million Rp	1.559.047	1.712.074	1.482.289	1.566.048	955.422	1.122.061
Laba/Rugi Bersih Net Profit/Loss	Rp Juta Million Rp	1.841.407	2.058.720	343.967	537.498	49.488	287.444

Realisasi jumlah investor pasar modal tahun 2022 mencapai 10.311.152 *single investor identification* (SID), dengan 4.439.933 SID atau 43,06% merupakan investor saham. Jumlah investor pasar modal pada periode pelaporan mencapai 107,65% dari target, dan meningkat 37,68% dari tahun 2021 sebesar 7.489.337 SID.

Realization of the number of capital market investors in 2022 reached 10,311,152 single investor identification (SID), with 4,439,933 SID or 43.06% being share investors. The number of capital market investors in the reporting period reached 107.65% of the target, and increased 37.68% from 2021 of 7,489,337 SID.

Perbandingan Target dan Realisasi Investor Pasar Modal

Comparison of Targets and Realization of Capital Market Investors

Uraian Description	Satuan Unit	2022		2021		2020	
		Asumsi Assumption	Realisasi Realization	Asumsi Assumption	Realisasi Realization	Asumsi Assumption	Realisasi Realization
Jumlah Investor Total Investor	SID	10.110.605	10.311.152	5.044.979	7.489.337	3.105.443	3.880.753

Nilai Ekonomi yang Diterima dan Didistribusikan

Nilai Ekonomi berasal dari pendapatan Perseroan yang merupakan pendapatan usaha terkait hasil transaksi bursa, pendapatan usaha dari bukan transaksi bursa, dan pendapatan investasi. Pendapatan Perseroan bukan berupa bantuan finansial dari Pemerintah. Kami belum melakukan kajian terkait ada tidaknya pengaruh finansial signifikan terhadap keuangan Perseroan, baik yang diakibatkan maupun sebagai peluang dari perubahan iklim selama periode pelaporan. [201-1][201-2][201-4]

Nilai Ekonomi Diperoleh tahun 2022 mencapai Rp2,68 triliun atau meningkat 9,14% dari tahun 2021 sebesar Rp2,45 triliun. Total Nilai Ekonomi Didistribusikan kepada pemangku kepentingan selama periode pelaporan mencapai Rp1,76 triliun, meningkat 10,35% dari tahun 2021 sebesar Rp1,59 triliun. Bagian terbesar Nilai Ekonomi Didistribusikan digunakan untuk biaya gaji dan tunjangan karyawan sebesar Rp643,88 miliar atau meningkat 5,17% dari tahun 2021.

Economic Value Received and Distributed

The Company's economic value comprises business income related to stock exchange transactions, business income from non-stock exchange transactions, and investment income. The Company's income does not come from the financial assistance from the Government. We have not conducted studies regarding whether or not there is a significant financial impact on the Company's finances, both as a result of and as an opportunity for climate change during the reporting period. [201-1][201-2][201-4]

Economic Value Acquired in 2022 reached Rp2.68 trillion, an increase of 9.14% from 2021 of Rp2.45 trillion. Total Economic Value Distributed to stakeholders during the reporting period reached Rp1.76 trillion, an increase of 10.35% from 2021 of Rp1.59 trillion. The largest portion of the Distributed Economic Value was used for employee salaries and benefits of Rp643.88 billion, an increase of 5.17% from 2021.

Nilai Ekonomi Diperoleh dan Didistribusikan (dalam Juta Rupiah) [201-1]

Economic Value Generated and Distributed (in Million Rupiah)

Uraian Description	2022	2021	2020
Nilai Ekonomi Diperoleh Generated Economic Value			
Pendapatan Usaha terkait Transaksi Bursa Operating Income related to Stock Exchange Transactions	2.375.042	2.177.230	1.546.204
Pendapatan Usaha dari Bukan Transaksi Bursa Operating Income from Non-Exchange Transactions	134.399	112.476	77.501
Pendapatan Investasi Investment Income	170.258	165.527	152.262
Jumlah Nilai Ekonomi Diperoleh Total Economic Value Earned	2.679.699	2.455.235	1.775.967
Nilai Ekonomi Didistribusikan Distribution of Economic Value			
Biaya Operasional (termasuk Pemasok) Operating Expenses (including Supplier)	350.667	311.694	281.089
Gaji dan Tunjangan Karyawan Employee Salary and Benefits	643.880	612.257	569.804
Biaya Pengembangan Pasar Modal Capital Market Development Cost	115.027	99.547	68.686
Pengeluaran untuk Pemerintah Pusat (Pajak, Royalti, dan sebagainya) Expenditures for the Government (Taxes, Royalties, etc.)	227.742	206.082	114.264
Pengeluaran untuk Masyarakat (Dana CSR) Expenditure for Public (CSR Fund)	11.165	35.073	2.074
Pengeluaran untuk Biaya Kontribusi ke OJK Expenditure for Contribution Fee to OJK	356.256	326.585	231.931
Jumlah Nilai Ekonomi Didistribusikan Total Economic Value Distributed	1.755.865	1.591.238	1.267.848
Nilai Ekonomi Ditahan Retained Economic Value			
Jumlah Nilai Ekonomi Ditahan Total Retained Economic Value	923.834	863.997	508.119

BEI menyertakan karyawannya dalam Program Pensiun Iuran Pasti (PPIP). Pengelolaan PPIP dilakukan Perseroan melalui lembaga Dana Pensiun Lembaga Keuangan (DPLK). Jumlah dana pensiun (porsi Perusahaan) yang dikelola per 31 Desember 2022 mencapai Rp94,56 miliar. Jumlah tersebut sangat mencukupi untuk memenuhi kewajiban pembayaran kepada 577 pekerja. [201-3]

Investasi Infrastruktur dan Dukungan Layanan

Sebagian dari Nilai Ekonomi yang Ditahan, digunakan untuk pengembangan pasar modal di Indonesia, di antaranya dengan penyediaan dan pengembangan infrastruktur bursa beserta seluruh sarana pendukungnya. Sampai dengan akhir tahun 2022, Perseroan mengalokasikan dana investasi infrastruktur pasar modal yang bersumber dari anggaran BEI sebesar Rp116,11 miliar, dan investasi dukungan layanan pasar modal mencapai Rp83,33 miliar.

IDX includes its employees in the Fixed Contribution Retirement Program (PPIP). PPIP management is carried out by the Company through the Financial Institution for Pension Fund (DPLK). The total pension fund (the Company's portion) managed as of December 31, 2022 reached Rp94.56 billion. This amount is sufficient to fulfill payment obligations to 577 workers. [201-3]

Infrastructure Investment and Service Support

A portion of the Retained Economic Value is used for the development of the capital market in Indonesia by providing and developing stock exchange infrastructure and all its supporting facilities. Until the end of 2022, the Company has allocated capital market infrastructure investment funds sourced from IDX budget of Rp116.11 billion, and capital market service support investment reaching Rp83.33 billion.

Biaya Investasi Infrastruktur Pasar Modal Tahun 2022
Capital Market Infrastructure Investment Cost in 2022

Biaya Investasi Dukungan Layanan Tahun 2022
Service Support Investment Cost in 2022

Bentuk Investasi Type of Investment	Biaya (Rp Juta) Cost (Million Rp)	Bentuk Dukungan Biaya Type of Cost Support	Biaya (Rp Juta) Cost (Million Rp)
Investasi Sistem Perdagangan dan Pengawasan Investment in Trading and Monitoring System	44.395	Dukungan Sewa <i>Data Center</i> Anggota Bursa Exchange Member <i>Data Center</i> Rental Support	5.952
Investasi Sistem Bisnis Business System Investment	35.102	Dukungan Jaringan dan Informasi Anggota Bursa Exchange Member Network and Information Support	8.350
Investasi Sarana dan Sistem Perkantoran Investment in Office Facilities and Systems	36.615	Iuran Dana Perlindungan Pemodal (DPP SIPP) Investor Protection Fund Contribution (DPP SIPP)	2.830
Total	116.112	<i>Workshop</i> Direksi dan Officer AB Workshop for Directors and EM Officer	2.346
		Bantuan Operasional APEI APEI Operational Assistance	833
		Fasilitas <i>Intraday</i> Intraday Facility	2.494
		Dukungan Pengembangan dan Pelatihan Anggota Bursa Development and Training Support for Exchange Members	1.402
		Dukungan <i>Datafeed</i> Anggota Bursa Datafeed Support for Exchange Member	51.633
		Dukungan Pengembangan Sistem Anggota Bursa System Development Support for Exchange Member	2.989
		<i>Capacity Building</i> AB	4.501
		Total	83.330

Kontribusi Pajak dan Penerimaan Bukan Pajak

Perseroan berkontribusi kepada negara melalui pembayaran pajak, salah satunya dalam bentuk pajak badan. Besaran nilai pajak badan BEI pada tahun 2022 mencapai Rp163,99 miliar atau meningkat 15,11% dari tahun 2021.

Tax Contribution and Non-Tax Revenue

The Company contributes to the nation through tax payment, one of which is in the form of corporate tax. In 2022, total IDX's corporate tax was Rp163.99 billion, an increase of 15.11% compared to 2021.

Jumlah Pajak (dalam Juta Rupiah)

Total Tax (in Million Rupiah)

Uraian Description	2022	2021	2020
PPH Pasal 21 Income Tax Article 21	62.220	54.913	52.764
PPH Pasal 23 dan 26 Income Tax Article 23 and 26	3.260	2.511	2.306
PPH 4 (2) Tanah dan Bangunan Income Tax 4 (2) Land and Building	4.155	3.380	5.092
PPH Saham Stock Income Tax	3.595.300	3.279.487	2.215.543
Pajak Pertambahan Nilai Value Added Tax	145.453	120.936	78.950
PPH Badan Corporate Income Tax	163.991	142.451	79.896
Jumlah Total	3.974.379	3.603.679	2.434.551



Dukungan Kami pada TPB 17

Our Support to SDG 17

Komitmen Perseroan untuk berkontribusi pada penerimaan negara dan juga daerah, menjadi bentuk dukungan BEI pada upaya bersama pencapaian Tujuan Pembangunan Berkelanjutan (TPB/SDGs), yakni Tujuan 17 sesuai SDGs Compass dan Metadata Indikator TPB Kementerian Perencanaan Pembangunan Nasional/Badan Perencanaan Pembangunan Nasional.

The Company is committed to contributing to the state and regional income. It is our support to obtain Sustainable Development Goals (SDGs), namely Goals 17 in accordance with SDGs Compass and SDGs Metadata Indicator of the Ministry of National Development Planning/ National Development Planning Agency.



TPB SDGs	SDGs Compass	Metadata TPB Kementerian PPN/Bappenas	Dukungan BEI IDX Support	
		SDGs Metadata of the Ministry of National Development Planning/Bappenas	Pencapaian 2022 Achievement in 2022	Target 2023 dan Strategi Target in 2023 and Strategy
17 PARTNERSHIPS FOR THE GOALS 	17.1. Strengthen domestic resource mobilization, including through international support to developing countries, to improve domestic capacity for tax and other revenue collection.	<p>17.1. Memperkuat mobilisasi sumber daya domestik, termasuk melalui dukungan internasional kepada negara berkembang, untuk meningkatkan kapasitas lokal bagi pengumpulan pajak dan pendapatan lainnya.</p> <p>17.1. Strengthen domestic resource mobilization, among others through international support to developing countries, to increase local capacity for tax and other revenue collection.</p> <p>Indikator 17.1.2. Proporsi anggaran domestik yang didanai oleh pajak domestik.</p> <p>Indicator 17.1.2. The proportion of the domestic budget funded by domestic taxes.</p>	<p>Realisasi pembayaran pajak pada tahun 2022 mencapai Rp163,99 miliar.</p> <p>Realization of tax payments in 2022 reached Rp163.99 billion.</p>	<p>Meningkatkan kontribusi pembayaran pajak kepada Pemerintah Indonesia, dengan mengedepankan kepatuhan pada regulasi yang berlaku.</p> <p>Increasing the contribution of tax payment to the Indonesian Government by prioritizing compliance with applicable regulations.</p>

REFERENSI POJK NO. 51/POJK.03/2017

POJK NO. 51/POJK.03/2017 REFERENCES

No.	Indikator Indicators	Halaman Page(s)
Strategi Keberlanjutan Sustainability Strategy		
A.1	Penjelasan Strategi Keberlanjutan Elaboration on Sustainability Strategy	23
Ikhtisar Kinerja Aspek Keberlanjutan Summary of Sustainability Aspect Performance		
B.1	Aspek Ekonomi Economic Aspects	14-15
B.2	Aspek Lingkungan Hidup Environmental Aspects	12-13
B.3	Aspek Sosial Social Aspects	13
Profil Perusahaan Company Profile		
C.1	Visi, Misi, dan Nilai Keberlanjutan Vision, Mission, and Values of Sustainability	16
C.2	Alamat Perusahaan Company's Address	17
C.3	Skala Usaha Enterprise Scale	17, 18-19, 20-21
C.4	Produk, Layanan, dan Kegiatan Usaha yang Dijalankan Products, Services, and Business Activities	19
C.5	Keanggotaan pada Asosiasi Membership in Association	22
C.6	Perubahan Emiten dan Perusahaan Publik yang Bersifat Signifikan Significant Changes in Issuers and Public Companies	17
Penjelasan Direksi The Board of Directors' Explanation		
D.1	Penjelasan Direksi The Board of Directors' Explanation	6-10
Tata Kelola Keberlanjutan Sustainability Governance		
E.1	Penanggung Jawab Penerapan Keuangan Berkelanjutan Responsible for Implementing Sustainable Finance	25
E.2	Pengembangan Kompetensi Terkait Keuangan Berkelanjutan Competency Development Related to Sustainable Finance	27-28
E.3	Penilaian Risiko atas Penerapan Keuangan Berkelanjutan Risk Assessment of the Implementation of Sustainable Finance	29
E.4	Hubungan dengan Pemangku Kepentingan Relations with Stakeholders	29-35
E.5	Permasalahan terhadap Penerapan Keuangan Berkelanjutan Problems with the Implementation of Sustainable Finance	24
Kinerja Keberlanjutan Sustainability Performance		
F.1	Kegiatan Membangun Budaya Keberlanjutan Sustainable Culture Development Activities	24

No.	Indikator Indicators	Halaman Page(s)
Kinerja Ekonomi Economic Performance		
F.2	Perbandingan Target dan Kinerja Produksi, Portofolio, Target Pembiayaan, atau Investasi, Pendapatan dan Laba Rugi Comparison of targets to performance of production, portfolio, financing targets, or investments, revenue as well as profit and loss	75-76
F.3	Perbandingan Target dan Kinerja Portofolio, Target Pembiayaan, atau Investasi pada Instrumen Keuangan atau Proyek yang Sejalan dengan Keuangan Berkelanjutan Comparison of target to performance of portfolio, financing target, or investments in financial instruments or projects in line with the implementation of Sustainable Finance	75-76
Kinerja Lingkungan Hidup Environmental Performance		
Aspek Umum General Aspect		
F.4	Biaya Lingkungan Hidup Environmental Costs That Incur	38
Aspek Material Material Aspect		
F.5	Penggunaan Material yang Ramah Lingkungan Use of Environmentally Friendly Materials	39
Aspek Energi Energy Aspect		
F.6	Jumlah dan Intensitas Energi yang Digunakan Total and Intensity of Energy Used	40-41
F.7	Upaya dan Pencapaian Efisiensi Energi dan Penggunaan Energi Terbarukan Efforts and Achievements of Energy Efficiency and Use of Renewable Energy	42-43
Aspek Air Water Aspect		
F.8	Penggunaan Air Water Usage	44
Aspek Keanekaragaman Hayati Biodiversity Aspect		
F.9	Dampak dari Wilayah Operasional yang Dekat atau Berada di Daerah Konservasi atau Memiliki Keanekaragaman Hayati Impacts from Operational Areas that are Near or Located in Conservation Areas or Have Biodiversity	44-45
F.10	Usaha Konservasi Keanekaragaman Hayati Biodiversity Conservation Efforts	44-45
Aspek Emisi Emission Aspect		
F.11	Jumlah dan Intensitas Emisi yang Dihasilkan Berdasarkan Jenisnya Total and Intensity of Emissions Generated by Type	41-42
F.12	Upaya dan Pencapaian Pengurangan Emisi yang Dilakukan Efforts and Achievements of Emission Reduction Made	41-42
Aspek Limbah dan Efluen Waste and Effluent Aspect		
F.13	Jumlah Limbah dan Efluen yang Dihasilkan Berdasarkan Jenis Amount of Waste and Effluent Generated by Type	45-46
F.14	Mekanisme Pengelolaan Limbah dan Efluen Waste and Effluent Management Mechanism	45-46
F.15	Tumpahan yang Terjadi (jika ada) Occurring Spills (if any)	45

No.	Indikator Indicators	Halaman Page(s)
Aspek Pengaduan Terkait Lingkungan Hidup Complaint Aspects Related to the Environment		
F.16	Jumlah dan Materi Pengaduan Lingkungan Hidup yang Diterima dan Diselesaikan Number and Material of Environmental Complaints Received and Resolved	45
Kinerja Sosial Social Performance		
F.17	Komitmen untuk Memberikan Layanan atas Produk dan/atau Jasa yang Setara kepada Konsumen Commitment to Provide Services on Equal Products and/or Services to Consumers	58
Aspek Ketenagakerjaan Employment Aspect		
F.18	Kesetaraan Kesempatan Bekerja Equal Employment Opportunity	52
F.19	Tenaga Kerja Anak dan Tenaga Kerja Paksa Child Labor and Forced Labor	58
F.20	Upah Minimum Regional Regional Minimum Wage	58
F.21	Lingkungan Bekerja yang Layak dan Aman Decent and Safe Work Environment	59
F.22	Pelatihan dan Pengembangan Kemampuan Pegawai Employee Capability Training and Development	50-51
Aspek Masyarakat Community Aspect		
F.23	Dampak Operasi terhadap Masyarakat Sekitar Impact of Operations on Surrounding Communities	59-60
F.24	Pengaduan Masyarakat Community Complaints	60
F.25	Kegiatan Tanggung Jawab Sosial Lingkungan (TJSL) Corporate Social Responsibility (CSR)	59-60
Tanggung Jawab Pengembangan Produk/Jasa Berkelanjutan Responsibility for Sustainable Product/Service Development		
F.26	Inovasi dan Pengembangan Produk/Jasa Keuangan Berkelanjutan Innovation and Development of Sustainable Financial Products/Services	64-67
F.27	Produk/Jasa yang Sudah Dievaluasi Keamanannya bagi Pelanggan Products/Services That Have Been Evaluated for Safety for Customers	67
F.28	Dampak Produk/Jasa Product/Service Impact	67
F.29	Jumlah Produk yang Ditarik Kembali Number of Product Recalls	68
F.30	Survei Kepuasan Pelanggan terhadap Produk dan/atau Jasa Keuangan Berkelanjutan Customer Satisfaction Survey on Sustainable Financial Products and/or Services	68
Lain-lain Others		
G.1	Verifikasi Tertulis dari Pihak Independen (jika ada) Written Verification from Independent Party (if any)	2
G.2	Lembar Umpan Balik Feedback Sheet	2, 87
G.3	Tanggapan terhadap Umpan Balik Laporan Keberlanjutan Tahun Sebelumnya Responses to Feedback on the Previous Year's Sustainability Report	2

INDEKS ISI STANDAR GLOBAL REPORTING INITIATIVE (GRI) 2021

GLOBAL REPORTING INITIATIVE (GRI) STANDARDS 2021 CONTENT INDEX

GRI Indeks Index GRI	Pengungkapan Disclosure	Lokasi (Halaman) Location (Pages)
Pernyataan Penggunaan Statement of Use	PT Bursa Efek Indonesia telah melaporkan informasi yang dikutip dalam indeks konten GRI untuk periode 1 Januari hingga 31 Desember 2022 dengan referensi pada Standar GRI. Indonesian Stock Exchange has reported the information cited in this GRI content index for the period 1 January – 31 December 2022 with reference to the GRI Standards.	
GRI 1 yang digunakan GRI 1 used	GRI 1: Foundation 2021	
Pengungkapan Umum General Disclosures		
GRI 2: Pengungkapan Umum 2021 GRI 2: General Disclosures 2021	2-1 Detail organisasi Organization details	17-19
	2-2 Entitas yang termasuk dalam pelaporan keberlanjutan Entities included in the organization's sustainability reporting	1
	2-3 Periode pelaporan, frekuensi, dan kontak Reporting period, frequency and contact point	1, 2
	2-4 Pernyataan ulang informasi Restatements of information	2, 12, 42
	2-5 Jaminan eksternal External assurance	2
	2-6 Aktivitas, rantai nilai, dan hubungan bisnis lainnya Activities, value chain and other business relationships	19
	2-7 Karyawan Employees	20-21
	2-8 Pekerja yang bukan karyawan Workers who are not employees	20
	2-9 Struktur dan komposisi tata kelola Governance structure and composition	25
	2-10 Nominasi dan pemilihan badan tata kelola tertinggi Nomination and selection of the highest governance body	25-26
	2-11 Ketua badan tata kelola tertinggi Chair of the highest governance body	25-26
	2-12 Peran badan tata kelola tertinggi dalam mengawasi pengelolaan dampak Role of the highest governance body in overseeing the management of impacts	25-26
	2-13 Pendelegasian tanggung jawab untuk mengelola dampak Delegation of responsibility for managing impacts	25-26
	2-14 Peran badan tata kelola tertinggi dalam pelaporan keberlanjutan Role of the highest governance body in sustainability reporting	2, 25-26
	2-15 Konflik kepentingan Conflicts of interest	26
	2-16 Komunikasi hal-hal penting Communication of critical concerns	27

GRI Indeks Index GRI	Pengungkapan Disclosure	Lokasi (Halaman) Location (Pages)
	2-17 Pengetahuan kolektif dari badan tata kelola tertinggi Collective knowledge of the highest governance body	27-28
	2-18 Evaluasi kinerja badan tata kelola tertinggi Evaluation of the performance of the highest governance body	28
	2-19 Kebijakan remunerasi Remuneration policy	28
	2-20 Proses untuk menentukan remunerasi Process to determine remuneration	28
	2-21 Rasio kompensasi total tahunan Annual total compensation ratio	28
	2-22 Pernyataan tentang strategi pembangunan berkelanjutan Statement on sustainable development strategy	6-10, 23
	2-25 Proses untuk memulihkan dampak negatif Processes to remediate negative impacts	29
	2-26 Mekanisme pemberian umpan balik/saran dan kekhawatiran Mechanisms for seeking advice and raising concerns	26
	2-27 Kepatuhan terhadap hukum dan peraturan Compliance with laws and regulations	71
	2-28 Asosiasi keanggotaan Membership associations	22
	2-29 Pendekatan keterlibatan pemangku kepentingan Approach to stakeholder engagement	29-35
	2-30 Perjanjian kerja bersama Collective bargaining agreements	35
Topik Material Material Topics		
GRI 3: Topik Material GRI 3: Material Topics	3-1 Proses penentuan topik material Process to determine material topics	2-3
	3-2 Daftar topik material List of material topics	3-5
	3-3 Manajemen topik material Management of material topics	3-5
GRI 201: Kinerja Ekonomi 2016 GRI 201: Economic Performance 2016	201-1 Nilai ekonomi langsung yang dihasilkan dan didistribusikan Direct economic value generated and distributed	76, 77
	201-2 Implikasi finansial serta risiko dan peluang lain akibat dari perubahan iklim Financial implications and other risks and opportunities due to climate change	76
	201-3 Kewajiban program pensiun manfaat pasti dan program pensiun lainnya Defined benefit plan obligations and other retirement plans	77
	201-4 Bantuan finansial yang diterima dari pemerintah Financial assistance received from government	76
GRI 202: Keberadaan Pasar 2016 GRI 202: Market Presence 2016	202-2 Proporsi manajemen senior yang berasal dari masyarakat lokal Proportion of senior management hired from the local community	21

GRI Indeks Index GRI	Pengungkapan Disclosure	Lokasi (Halaman) Location (Pages)
GRI 205: Antikorupsi 2016 GRI 205: Anti-corruption 2016	205-1 Operasi-operasi yang dinilai memiliki risiko terkait korupsi Operations assessed for risks related to corruption	69
	205-2 Komunikasi dan pelatihan tentang kebijakan dan prosedur antikorupsi Communication and training about anti-corruption policies and procedures	70
	205-3 Insiden korupsi yang terbukti dan tindakan yang diambil Confirmed incidents of corruption and actions taken	70
GRI 302: Energi 2016 GRI 302: Energy 2016	302-1 Konsumsi energi dalam organisasi Energy consumption within the organization	40
	302-2 Konsumsi energi di luar organisasi Energy consumption outside of the organization	40
	302-3 Intensitas energi Energy intensity	40
	302-4 Pengurangan konsumsi energi Reduction of energy consumption	40, 42-43
	302-5 Pengurangan pada energi yang dibutuhkan untuk produk dan jasa Reductions in energy requirements of products and services	42-43
GRI 303: Air dan Efluen 2018 GRI 303: Water and Effluents 2018	303-1 Interaksi dengan air sebagai sumber daya bersama Interactions with water as a shared resource	44
	303-2 Manajemen dampak yang berkaitan dengan pembuangan air Management of water discharge-related impacts	44
	303-3 Pengambilan air Water withdrawal	44
	303-4 Pembuangan air Water discharge	44
	303-5 Konsumsi air Water consumption	44
GRI 305: Emisi 2016 GRI 305: Emission 2016	305-1 Emisi GRK (Cakupan 1) langsung Direct (Scope 1) GHG emissions	41-42
	305-2 Emisi GRK (Cakupan 2) tidak langsung Indirect (Scope 2) GHG emissions	41-42
	305-3 Emisi GRK (Cakupan 3) tidak langsung lainnya Other indirect (Scope 3) GHG emissions	41-42
	305-4 Intensitas emisi GRK GHG emissions intensity	41-42
	305-5 Pengurangan emisi GRK Reduction of GHG emissions	42
	305-6 Emisi zat perusak ozon (ODS) Emissions of ozone-depleting substances (ODS)	42
	305-7 Nitrogen oksida (NOx), sulfur oksida (SOx), dan emisi udara signifikan lainnya Nitrogen oxides (NOx), sulfur oxides (SOx), and other significant air emissions	42

GRI Indeks Index GRI	Pengungkapan Disclosure	Lokasi (Halaman) Location (Pages)
GRI 306: Limbah 2020 GRI 306: Waste 2020	306-1 Timbulan limbah dan dampak yang signifikan terkait limbah Waste generation and significant waste-related impacts	45
	306-2 Pengelolaan dampak yang signifikan terkait limbah Management of significant waste-related impacts	45
	306-3 Limbah yang dihasilkan Waste generated	45
GRI 403: Keselamatan dan Kesehatan Kerja 2018 GRI 403: Occupational Health & Safety 2018	403-3 Layanan kesehatan kerja Occupational health services	59
	403-6 Peningkatan kualitas kesehatan pekerja Promotion on worker health	59
	403-7 Pencegahan dan mitigasi dampak dari keselamatan dan kesehatan kerja yang secara langsung terkait hubungan bisnis Prevention and mitigation of occupational health and safety impacts directly linked by business relationships	59
	403-9 Kecelakaan kerja Work-related injuries	59
	403-10 Penyakit akibat kerja Work-related ill health	59
GRI 404: Pelatihan dan Pendidikan 2016 GRI 404: Training and Education 2016	404-1 Rata-rata jam pelatihan per tahun per karyawan Average hours of training per year per employee	50-51
	404-2 Program untuk meningkatkan keterampilan karyawan dan program bantuan peralihan Programs for upgrading employee skills and transition assistance programs	50-51
	404-3 Persentase karyawan yang menerima tinjauan rutin terhadap kinerja dan pengembangan karier Percentage of employees receiving regular performance and career development reviews	53
GRI 405: Keanekaragaman dan Kesempatan Setara GRI 405: Diversity and Equal Opportunity 2016	405-1 Keanekaragaman badan tata kelola dan karyawan Diversity of governance bodies and employees	52
	405-2 Rasio gaji pokok dan remunerasi perempuan dibandingkan laki-laki Ratio of basic salary and remuneration of women to men	52

LEMBAR UMPAN BALIK FEEDBACK FORM [G.2]

Laporan Keberlanjutan PT Bursa Efek Indonesia (BEI) 2022 telah memberikan gambaran tentang kinerja keberlanjutan Perseroan. Kami mengharapkan saran dan kritik dari Bapak/Ibu/Saudara sekalian atas Laporan Keberlanjutan ini melalui surel di bagian bawah lembar ini.

The Indonesian Stock Exchange (IDX) 2022 Sustainability Report has provided an overview of the Company's sustainability performance. We look forward to your suggestions and criticisms for this Sustainability Report via email at the bottom of this form.

Profil Anda | Your Profile

Nama (bila berkenan) | Name (if you will) :

Institusi/Perusahaan | Institution/Company :

Surel | E-mail :

Golongan Pemangku Kepentingan | Stakeholders Category

- Pemegang Saham | Shareholders
- Pemerintah, Otoritas Jasa Keuangan, Legislator | Government, Financial Services Authority, Legislator
- Investor (Konsumen Akhir) | Investor (End Consumers)
- Perusahaan Terdaftar | Listed Companies
- Anggota Bursa | Exchange Members
- Karyawan | Employees
- SRO/Anak Perusahaan | SRO/Subsidiaries
- Mitra (Vendor, Pemasok, Konsultan) | Partners (Vendor, Supplier, Consultant)
- Pengguna Jasa Sistem Penyelenggara Pasar Alternatif (Pengguna Jasa SPPA) | Alternative Market Operator System Service User (SPPA Service User)
- Masyarakat/Komunitas | Society/Community
- Konsumen | Customers
- Media Massa | Mass Media
- Asosiasi di Lingkungan Pasar Modal | Association in the Capital Market Environment
- Binaan IDX Inkubator | IDX Incubator Development
- Partisipan | Participant
- Lain-lain | Others:

1. Laporan ini mudah dimengerti | This report is easy to understand:
 - Tidak Setuju | Disagree
 - Setuju | Agree
 - Netral | Neutral
2. Laporan ini mudah dimengerti | This report is easy to understand:
 - Tidak Setuju | Disagree
 - Setuju | Agree
 - Netral | Neutral
3. Mohon berikan penilaian topik material yang paling penting menurut anda (nilai 1 = paling tidak penting s/d 5 = paling penting)

Please score material topics most important to you (1 = least important to 5 = most important)

 - Perubahan Iklim | Climate Change []
 - Pelatihan dan Pendidikan | Training and Education []
 - Keberagaman dan Kesetaraan Kesempatan | Diversity and Equal Opportunity []
 - Literasi Keuangan | Financial Literacy []
 - Inovasi dan Teknologi | Innovation and Technology []
 - Etika Bisnis | Business Ethics []
 - Keuangan Berkelanjutan | Sustainable Finance []
4. Saran atau kritik terkait laporan | Suggestions or criticisms regarding the report:

.....

Terima kasih atas masukan anda. Mohon lembar umpan balik dapat dikirim melalui surat elektronik kepada kontak yang tertera di laporan ini.

Thank you for your feedback. Please kindly send this feedback form to the contact mentioned in this report.

Surel | E-mail: corsec@idx.co.id



Halaman ini sengaja dikosongkan
This page is intentionally left blank





IDX

Indonesia Stock Exchange

member of **wfe** WORLD FEDERATION OF EXCHANGES



Collaborative Transformation to Enhance Sustainability

LAPORAN KEBERLANJUTAN 2022 SUSTAINABILITY REPORT

**PT Bursa Efek Indonesia (BEI)
Indonesia Stock Exchange (IDX)**

Gedung BEI Tower I, Lt. 6
Jl. Jend. Sudirman Kav. 52-53
Jakarta Selatan 12190
Indonesia

🌐 www.idx.co.id
☎ 0800-100-9000 (Bebas Pulsa)
✉ callcenter@idx.co.id



FSC
FOREST
STEWARDSHIP
COUNCIL

